




# Reactor™ E-30i and E-XP2i

Integrated Proportioning System



PROVEN QUALITY. LEADING TECHNOLOGY.

# A True Graco Engineered Solution

## Ready for the jobsite or spray rig – right out of the box

A complete system for polyurethane foam or polyurea applications, the integrated series of Reactor proportioning systems combines an electric Reactor and a diesel generator into one package. Complete turnkey models are also available with an integrated air compressor.

### Look what the integrated system can do for you:

- **Saves diesel fuel costs** – saves up to 50% in fuel consumption\*
- **Improves productivity** – with advanced, easy to use controls
- **Eliminates guesswork** – the system is totally engineered and tested by Graco
- **Eliminates costly power issues** – associated with shore power and low cost generators
- **Start spraying sooner** – with improved heating capacity
- **Improves spray performance** – with consistent pressure at the gun
- **Saves time** – it's easy to install into a spray rig since it's prewired with components already selected and installed
- **Reduces fuel costs even more** – compact, portable design fits into a smaller trailer and a smaller trailer means a smaller truck



## Smaller generator saves fuel costs

The integrated series of Reactor Proportioning Systems uses the heat from the diesel engine to heat the A and B materials. Depending on the model, this eliminates or significantly reduces the need for electrical heaters – reducing your fuel costs. Here's how:

- The system takes heat from the engine to heat the A and B materials
- Since there are no heaters (or only small heaters) on the proportioner, this reduces the electrical demands of the generator, allowing a smaller generator to be used
- The system's smaller 20 kw generator uses less fuel than a standard 30 or 40 kw generator
- You benefit from an annual fuel savings up to 50%\*

\* By replacing a standard 40 kw generator with a 20 kw generator, the system's fuel needs are greatly reduced. Savings are an estimate only. Actual savings may vary.

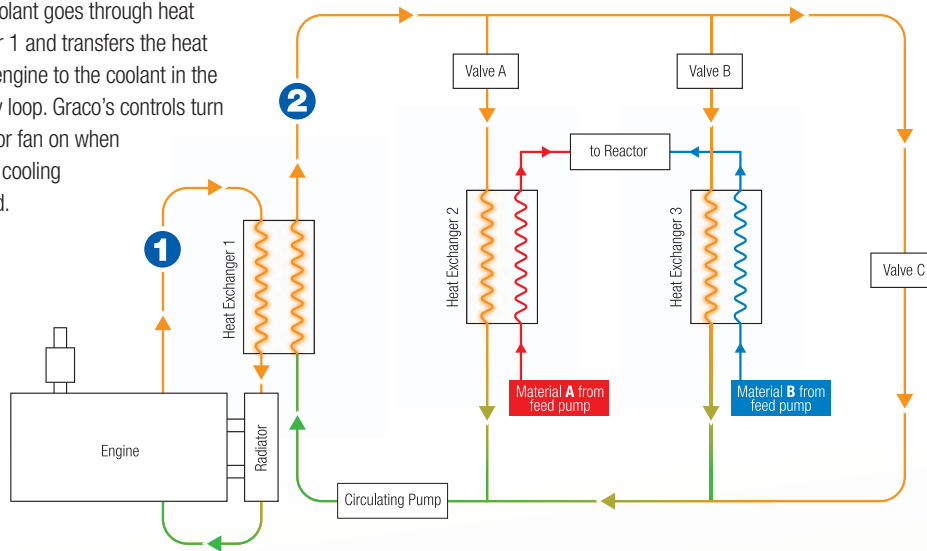
# Technology Delivers Fuel Savings

## Innovative design repurposes wasted heat and saves energy

Graco's patent pending on the dual coolant loop design ensures that the A and B materials are isolated from the engine coolant. This unique design also provides constant, steady temperature control for superior heating performance.

### 1 Engine coolant loop

Engine coolant goes through heat exchanger 1 and transfers the heat from the engine to the coolant in the secondary loop. Graco's controls turn the radiator fan on when additional cooling is required.



2 Secondary coolant loop – Coolant in the secondary loop continually circulates when valve C is open, maintaining a consistent temperature. When material heating is required, valve C closes, and valves A and B open. This allows the coolant in the secondary loop to go through heat exchangers 2 and 3, thereby transferring the heat to the A and B materials.

### Did you know...

*Fast material heating gets you up and running quicker*

With just one pass through the heat exchanger, materials can be heated to a Delta T (change in temperature) of 55% C (79% C on units with heaters). That's 25% greater than a standard Reactor model. Because of this better Delta T performance, you don't have to wait as long for materials to preheat.

## Advanced control technology

### Tracks project information

- Advanced Display module (ADM) tracks, monitors and saves project information
- Data can be downloaded onto a USB drive for further analysis

### Easy to view data display

- Drum fluid levels – let you know if you are running low on material
- System events such as startup and shutdown times
- Daily chemical output

### Stores material settings to get you up and running faster

- Saves key setup data such as temperatures and pressure set points for up to 24 chemical recipes

### Reduces downtime with on-screen troubleshooting advice

- Error messages explain the problem and provide common causes

### Flexible system settings

- If chemicals are low, or if pressure imbalance occurs, you can program the system to shut down automatically



# Advanced Technologies Save Time and Energy

## Integrated Air Control Panel

- Controls A and B feed pumps, agitator and gun
- One air line connection means less plumbing, less hoses and less assembly time

## Engine Controls

- Integrated controls allow for convenient and easy start up
- Engine monitoring functionality

## Motor Control

- Consistent pressure at the gun for improved spray performance
- Low-pulse design reduces pump change-over fluctuation

## Heat Recovery System

- Recovers heat from the engine coolant and transfers it to the A and B materials

## Troubleshooting Y-Strainer

- Easy to access
- Analog temperature and pressure gauges are standard

## Battery


Battery not included

## Booster Heat

- 4000 watt heater (included on high-heat systems only)

## Advanced Controls

- Stores up to 24 material recipes
  - On screen troubleshooting
  - USB downloadable job data
  - User settable pressure imbalance and low chemical shutdown



## Compact Design

- Lightweight design lets you use a smaller trailer and truck, saving you fuel costs
- Built-in pallet for easy transport
- 1.2m (4 ft) wide by 1.5m (5 ft) deep



### ***\*Integrated Air Compressor***

- Champion® 5 HP Compressor
- Continuous run air compressor with built-in head unloader
- Automatic tank drain – prevents moisture accumulation

*\*Standard on some models*

### ***\*Three-Stage Air Dryer***

- Provides dry air to your equipment using a three-stage process; air filter, coalescer and desiccant

*\*Standard on compressor-equipped models*

### ***Distribution Panel***


- Easy to service electrical controls and breakers
- Pre-wired auxiliary breakers provided for compressor and other auxiliary equipment

### ***Fuel Tank***

- 83 liter (22-gal) capacity
- Can be remote mounted

### ***Engine Set***

- 29 HP Perkins® engine
- 22 kW Mecc Alte® alternator
- Smaller engine reduces fuel consumption



# Technical Specifications and Ordering Information



Model	WITHOUT COMPRESSOR			WITH COMPRESSOR			
	E-30i	E-30i with heat	E-XP2i with heat	E-30i	E-30i with heat	E-XP2i with heat	
Max Working Pressure	138 bar (2000 psi, 13.8 MPa)	138 bar (2000 psi, 13.8 MPa)	240 bar (3500 psi, 24.0 MPa)	138 bar (2000 psi, 13.8 MPa)	138 bar (2000 psi, 13.8 MPa)	240 bar (3500 psi, 24.0 MPa)	
Max Hose Length	94m (310 ft)	94m (310 ft)	94m (310 ft)	94m (310 ft)	94m (310 ft)	94m (310 ft)	
Max Fluid Temperature	60° C (140°F)	82° C (180°F)	82° C (180°F)	60° C (140°F)	82° C (180°F)	82° C (180°F)	
Max Output	13.6kg (30 lb) /min	13.6kg (30 lb) /min	2 gpm (7.6 lpm)	13.6kg (30 lb) /min	30 lb (13.6kg)/min	2 gpm (7.6 lpm)	
Weight	794 kg	816 kg	816 kg	1021 kg	1043 kg	1043 kg	
Heater Wattage	NA	4000 W	4000 W	NA	4000 W	4000 W	
Auxiliary Power Available	50 amps @ 240V, breakers provided total 90 amps	32 amps @ 240V, breakers provided total 60 amps	32 amps @ 240V, breakers provided total 60 amps	30 amps @ 240V, breakers provided total 60 amps	12 amps @ 240V, breakers provided total 30 amps	12 amps @ 240V, breakers provided total 30 amps	
Auxiliary Power	120V or 240V, 1-ph			120V or 240V, 1-ph			
Compressor	NA	NA	NA	Champion 5 HP, 240V, 1-ph, 60 HZ, 600 ltr.			
Air Tank	NA	NA	NA	12-gal tank, pneumatic operated tank drain			
Air Dryer	NA	NA	NA	Three-Stage air dryer			
Engine	Perkins 404-22G, 2.2 L, 29 HP			Perkins 404-22G, 2.2 L, 29 HP			
Generator	Mecc Alte 22 kW, 240V, 1-ph, 60 Hz, pancake style			Mecc Alte 22 kW, 240V, 1-ph, 60 Hz, pancake style			
<b>Ordering Information:</b>							
Base Machine	259079	259080	259081	259089	259090	259091	
Gun Options (no Remote Display) *	Fusion™ AP Pkg	AP9079	AP9080	AP9081	AP9089	AP9090	AP9091
	Fusion CS Pkg	CS9079	CS9080	CS9081	CS9089	CS9090	CS9091
	P2 Pkg	P29079	P29080	P29081	P29089	P29090	P29091
Gun Options (with Remote Display) **	Fusion AP Pkg	AP9179	AP9180	AP9181	AP9189	AP9190	AP9191
	Fusion CS Pkg	CS9179	CS9180	CS9181	CS9189	CS9190	CS9191
	P2 Pkg	P29179	P29180	P29181	P29189	P29190	P29191
Operation Manual	3A1705	3A1705	3A1705	3A1705	3A1705	3A1705	
Repair Manual	3A1706	3A1706	3A1706	3A1706	3A1706	3A1706	

\* Packages include spray hose, whip hose and gun

\*\* Packages with Remote Display also include kit part number 24K338

† Available auxiliary current will be less when the engine is de-rated for site altitude. Reduce the available auxiliary current by 2.5 amps per 300m (1000 ft) elevation increments. If the available auxiliary current is less than zero, the system configuration may not support the full load at that altitude.


# Accessories

## Hoses and Hose Accessories

<b>24K240</b>	9.5 mm x 15 m (3/8 in x 50 ft) Hose, 138 bar (2000 psi, 13.8 MPa) with RTD and Scuffguard	<b>246055</b>	6.3 mm x 3 m (1/4 in x 10 ft) Whip Hose, 240 bar (3500 psi, 24.0 MPa)
<b>24K241</b>	9.5 mm x 15 m (3/8 in x 50 ft) Hose, 240 bar (3500 psi, 24.0 MPa) with RTD and Scuffguard	<b>125379</b>	15 m (50 ft) *CAN Cable
<b>24K394</b>	9.5 mm x 15 m (3/8 in x 50 ft) Hose, 138 bar (2000 psi, 13.8 MPa) with RTD, *CAN Cable and Scuffguard	<b>124003</b>	5 m (15 ft) *CAN Cable
<b>24K395</b>	9.5 mm x 15 m (3/8 in x 50 ft) Hose, 240 bar (3500 psi, 24.0 MPa) with RTD, *CAN Cable and Scuffguard	<b>24K207</b>	Fluid Temperature Sensor with RTD 24N 000
<b>246050</b>	6.3 mm x 3 m (1/4 in x 10 ft) Whip Hose, 138 bar (2000 psi, 13.8 MPa)	<b>24N000</b>	12.7 mm x 15 m (1/2" x 50 ft) Hose, 138 bar (2000 psi) with RTD and Scuffguard
		<b>24N002</b>	12.7 mm x 15 m (1/2" x 50 ft) Hose, 240 bar (3500 psi) with RTD and Scuffguard
		<b>24N001</b>	12.7 mm x 15 m (1/2" x 50 ft) Hose, 138 bar (2000 psi) with RTD, *CAN Cable and Scuffguard
		<b>24N003</b>	12.7 mm x 15 m (1/2" x 50 ft) Hose, 240 bar (3500 psi) with RTD, *CAN Cable and Scuffguard

\*CAN Cable and hoses with CAN Cable are for use with optional Remote Display Kit

## Compressor and Compressor Accessories



**Complete Air Compressor Kit**  
24K335

Includes rack, compressor, tank and air dryer. (Some assembly required).



**Air Compressor (without tank)**  
125970

Champion BR-5 base mount, 5 HP, 240V, 1-ph, 60 HZ, belt guard aftercooler, pilot valve unloader.



**Air Compressor with Tank**  
24M490

Champion HR5-3, 5 HP, 240V, 1-ph, 60 HZ, 30-gal, pilot valve unloader, auto tank drain.



**Compressor Rack Kit (frame only)**  
24M258

Designed for Champion BR-5 or Quincy PLT5-5B Compressors. (Some assembly required).

## Additional Kits and Accessories



**Hose Rack Kit**  
24K336

Supports 94m (310 feet) of heated hose. (Some assembly required).



**Air Dryer Kit**  
24M178

Three-stage air dryer: air filter, coalescer and desiccant housing.



**Remote Display Kit**  
24K338

The convenience of having your controls at the spray site.

With a Remote Display, your sprayer/operator can:

- Adjust temperatures and pressures
- Turn heat zones and motor off and on
- View and clear alarms and warnings
- Place pump in park mode
- View drum level indicator
- Communicate with ADM at the proportioner

System packages that include the Remote Display are available. See pg. 6

- 15V551 ADM Protective Covers, 10 pack
- 15M483 Remote Display Protective Covers, 10 pack
- 24K334 Feed Pump Shut Down Kit
- 24K333 Fuel Tank/Battery Move Kit
- 24K337 Light Tower Kit
- 24L911 Pallet Support Kit, used to support pallet when moving into position
- 24M125 Air Tank Kit, 45 liter air tank with fittings
- 24M174 Drum Level Dip Sticks, for standard 200 liter drums



## ABOUT GRACO

Founded in 1926, Graco is a world leader in fluid handling systems and components. Graco products move, measure, control, dispense and apply a wide range of fluids and viscous materials used in vehicle lubrication, commercial and industrial settings.

The company's success is based on its unwavering commitment to technical excellence, world-class manufacturing and unparalleled customer service. Working closely with qualified distributors, Graco offers systems, products and technology that set the quality standard in a wide range of fluid handling solutions. Graco provides equipment for spray finishing, protective coating, paint circulation, lubrication, and dispensing sealants and adhesives, along with power application equipment for the contractor industry. Graco's ongoing investment in fluid management and control will continue to provide innovative solutions to a diverse global market.

## GRACO LOCATIONS

### MAILING ADDRESS

P.O. Box 1441  
Minneapolis, MN 55440-1441  
Tel: 612-623-6000  
Fax: 612-623-6777

### AMERICAS

#### MINNESOTA

Worldwide Headquarters  
Graco Inc.  
88-11th Avenue N.E.  
Minneapolis, MN 55413

### EUROPE

#### BELGIUM

European Headquarters  
Graco BVBA  
Industrieterrein-Oude Bunders  
Slakweidestraat 31  
3630 Maasmechelen,  
Belgium  
Tel: 32 89 770 700  
Fax: 32 89 770 777

### ASIA PACIFIC

#### AUSTRALIA

Graco Australia Pty Ltd.  
Suite 17, 2 Enterprise Drive  
Bundoora, Victoria 3083  
Australia  
Tel: 61 3 9468 8500  
Fax: 61 3 9468 8599

#### CHINA

Graco Hong Kong Ltd.  
Shanghai Representative Office  
Building 7  
1029 Zhongshan Road South  
Huangpu District  
Shanghai 200011  
The People's Republic of China  
Tel: 86 21 649 50088  
Fax: 86 21 649 50077

### INDIA

Graco Hong Kong Ltd.  
India Liaison Office  
Room 432, Augusta Point  
Regus Business Centre 53  
Golf Course Road  
Gurgaon, Haryana  
India 122001  
Tel: 91 124 435 4208  
Fax: 91 124 435 4001

#### JAPAN

Graco K.K.  
1-27-12 Hayabuchi  
Tsuzuki-ku  
Yokohama City, Japan 2240025  
Tel: 81 45 593 7300  
Fax: 81 45 593 7301

#### KOREA

Graco Korea Inc.  
Shinhan Bank Building  
4th Floor #1599  
Gwanyang-Dong, Dongan-Ku,  
Anyang-si, Korea 431-060  
Tel: 82 31 476 9400  
Fax: 82 31 476 9801

All written and visual data contained in this document are based on the latest product information available at the time of publication. Graco reserves the right to make changes at any time without notice.

Graco is certified ISO 9001.



Europe  
+32 89 770 700  
FAX +32 89 770 777  
WWW.GRACO.COM

©2012 Graco BVBA 348500ENEU Rev. A 04/12 Printed in Europe.  
All other brand names or marks are used for identification purposes and are trademarks of their respective owners.