



Pavement Maintenance Solutions

A complete overview of Striping and Road Marking
Spray Equipment and Scarifiers



PROVEN QUALITY. LEADING TECHNOLOGY.

▶ ABOUT GRACO



▶ ABOUT GRACO

Graco is a world leader in fluid handling systems and is a renowned quality brand name with almost 100 years experience in moving, measuring, controlling, dispensing, mixing and applying a wide range of fluids and viscous materials. Processing food and cosmetics, applying coatings on walls, furniture, cars, boats, trains and airplanes, marking of lines on roads and sports fields, spraying insulation foam, sealing glass or gluing boxes, lubricating machinery – on-road or off-road, transferring chemicals from A to B, cleaning with high pressure... Graco's innovative technologies are designed to handle these fluids and enable you to achieve your application objectives successfully.



▶ **BE THE FIRST TO KNOW!**

The easiest way to stay up to date with our latest innovations is by subscribing to our **digital E-newsletter**. This platform shares success stories from the field, announces new product features and gives our readers VIP info – before anyone else. Subscribe **NOW** at www.graco.com/stripping



▶ **FREE GRACO APP!**

Are you often looking for accessories compatible with Graco's products? Try our **FREE Graco App!** Designed for smartphone or tablet, it is your perfect tool to find what you need in no time.

www.contractorclub.com

▶ **CONTACT OUR EXPERTS ONLINE!**

Aiming at the best quality support, our specialised distributors are trained in providing professional local expertise. Can't find what you're looking for and need help?



www.gracostripping.com



INDEX

Every day, striping contractors have the daunting task to deliver high quality marking within the most cost effective deadlines. Since the introduction of our first airless line striper in 1990, Graco has developed an impressive range of solutions, based upon the specific needs of our customers. From airless paint to thermoplastic materials, from mechanical to hydraulic technologies and from walk-behind to ride-on concepts, our systems deliver! We understand that very often the quality of the finish is in the preparation. That's where our scarifier options come into the picture.

Airless Line Striping



Airless painting technology is primarily known for its speed of application. In combination with sharp and crisp line definition, Graco's range of innovative LineLazer systems ensure high quality jobs within the most efficient timeframe. To complete the package, note that Airless systems are really easy to clean.

▶ PAINT APPLICATIONS	08 - 55
LINELAZER™	08 - 39
LINELAZER V - CHOOSE THE RIGHT SERIES	10 - 11
FEATURES	12 - 18
UNITS	19 - 26
LineDriver™	19
LineLazer ES 1000	20 - 21
LineLazer 3400	22
LineLazer V 3900 - LineLazer V 5900	23
LineLazer 130HS	24
LineLazer V 200HS	25
LineLazer V 250SPS	26
LineLazer V 250DC	27
LineLazer V 250mma 98:2	28 - 29
SPECIFICATIONS	30 - 37
ACCESSORIES	38 - 43
ROADPAK™	44 - 52
FEATURES	44 - 48
UNITS	48 - 49
RoadPak - RoadPak HD	48 - 49
SPECIFICATIONS	50 - 51
ACCESSORIES	52 - 55

Thermoplastic Striping



In areas with heavy traffic, the durability of road marking is a key priority. Traffic control typically needs to reduce flow obstruction to a minimum. Using thermoplastic material has proven to increase significantly the long term quality of the line. The record drying time of this application contributes greatly to smooth traffic conditions. Technologies like Graco's on-board melting system and SmartDie applicators don't just simplify the process, they also offer the control you need of expected line thickness.

▶ THERMOPLASTIC APPLICATIONS	56 - 65
THERMOLAZER™	56 - 65
FEATURES	58 - 59
UNITS	60 - 61
ThermoLazer 200tc	61
ThermoLazer 300tc	62
ThermoLazer ProMelt	63
SPECIFICATIONS	65
ACCESSORIES	65

Line Removal



A high quality line is like the cherry on the cake. Using black camouflage paint or adding layer on layer often results in old markings showing through or crisp new lines cracking early. Road safety highly depends on line visibility. Removing existing lines and levelling surfaces brings the solution, delivering promises made. Discover our walk-behind and ride-on options in the GrindLazer section.

- ▶ **GRINDING APPLICATIONS** **66 - 75**
- GRINDLAZER™** 66 - 75
- FEATURES 68 - 69
- UNITS 70 - 71
- GrindLazer 270 - GrindLazer 390 70
- GrindLazer 630 71
- SPECIFICATIONS 72
- ACCESSORIES 73 - 75

Parts



Genuine Graco parts greatly contribute to a product’s lifetime. Our set of OEM options add extra flexibility in building application specific systems.

- ▶ **PARTS** **76 - 89**
- OEM PARTS 78 - 79
- TIPS & NOZZLES 80 - 84
- HOSES 85
- SWIVELS, ADAPTERS & NIPPLES 86 - 87
- REPAIR PARTS 88 - 89

Warranty



- WARRANTY 92

▶ PAINT APPLICATIONS





LineLazer™

FEATURES

UNITS

LineDriver
LineLazer ES 1000
LineLazer 3400
LineLazer V 3900
LineLazer V 5900
LineLazer 130HS
LineLazer V 200HS
LineLazer V 250SPS
LineLazer V 250DC
LineLazer V 250mma 98:2

SPECIFICATIONS

ACCESSORIES

RoadPak™

FEATURES

UNITS

RoadLazer RoadPak

SPECIFICATIONS

ACCESSORIES

▶ LineLazer V



The Fifth Generation of Line Striping has arrived.

Graco, the first company to offer airless spray technology is now the first again. With the introduction of LineLazer V, now striping contractors can have truck-like features in a walk-behind striper. How? New automatic and semi-automatic striping technology with the push of a button. Breakthrough innovations in the new Auto-Layout II System, EasyMark Gun adjustment system and Data Logging, as well as the new LiveLook Display, clearly position LineLazer V as the preferred choice for quality, performance and productivity.



Typical Applications

PARKING LOTS

As larger lots become more popular, you can finish them faster and more efficiently with the LineLazer airless striper.

AIRPORTS

Airports offer professional striping contractors opportunities to add on to their existing striping jobs. The LineLazer System is sure to have the right striping solution.

CONSTRUCTION ZONES

Construction zones offer additional incremental striping opportunities. The LineLazer striper's smaller size allows it to quickly put down stripes, insuring a safe construction zone.

INTERSECTIONS/ROADS

From arrows and crosswalks to entire intersections, there are many ways to grow your business with LineLazer airless striper.



*Electric power
to complete
all your jobs ...*

INCLUDES
PATENTED AND
PATENT PENDING
TECHNOLOGIES.



LineLazer™ ES 1000

The industry's first electric striper, the LineLazer ES 1000 is powered by a high-output battery allowing it to be used safely indoors while having the power and performance needed for outdoor jobs. "Go Green" with this quiet, fume-free striper!



NO ENGINE FUMES

Enables you to stripe indoors without production shut downs or disruptions.

NO ENGINE NOISE

Do any job anytime, without disruptive engine noise.

NO ENGINE VIBRATION

Allows for perfect lines on all surfaces and reduces user fatigue.



Typical Applications

FACTORIES & WAREHOUSES

INDOOR STRIPING where exhaust fumes are not allowed

NIGHTTIME

OUTDOOR STRIPING where noise can be a concern

SPORTS FIELD MARKING

For **PAINTING LINES AND LOGOS** on sports fields

PARKING GARAGES

Where exhaust fumes and noise can be a concern in **ENCLOSED ENVIRONMENTS**

Product covered by issued and pending patents, see graco.com/us/en/patents.

Enhancing Line Quality

▶ A.V.R.S. = Advanced Vibration Reduction System

Removes engine vibration and takes line quality to the next level.



without A.V.R.S.



with A.V.R.S.

How does it work?


Uneven road surfaces and a running engine produce vibrations. These are transferred to the striping gun(s) and thus prevent the gun(s) from maintaining a perfectly fixed angle over the surface.

New Concept

Graco invents the AVRS system which reduces vibrations up to 60%. Less vibrations simply result in better quality lines.

A.V.R.S.

Reduced vibration is achieved with an exclusive pump sprayer, a mounting system and a new single gun bar holder.



▶ Rear Gun Mounting

Rear Gun Mounting

Photo on the right shows the result obtained when striping 2 lines simultaneously: one gun mounted at the front and a second at the rear. Same machine, same speed, same paint.

Straighter Lines

Lining up the gun(s) with the two rear wheels and axles results in straighter lines.

Front & Rear Mount

Mounting the gun at the front of the machine is a requirement to stripe up to the curb on a parking lot. However, for long line pavement applications, mounting the gun at the rear improves straightness and consistency of the lines.

Easy

The rear gun mounting option eliminates the need to reverse the mount of the engine and the handle.

▶ Easy Out™ Pump Filter



The Easy Out pump filter is designed to filter from the inside out so filters won't get stuck or collapse when filled with dirt or debris.

- Large 125 cm² filtering area reduces tip clogs and ensures a quality finish
- Vertical filter removes with the cap for less mess

▶ Green Laser Dot Accessory



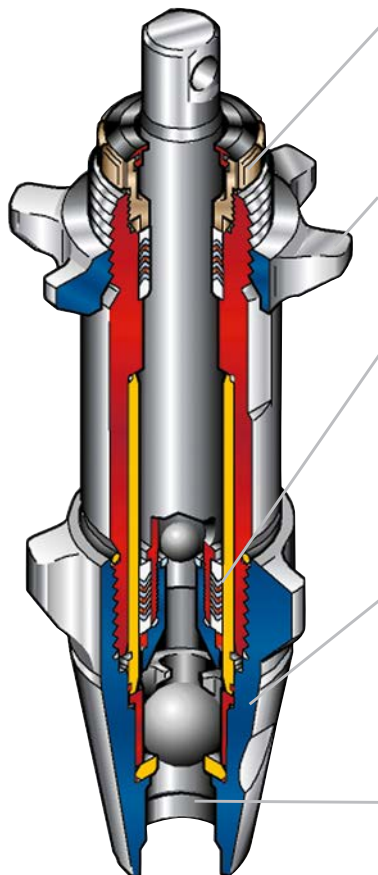
Improve your striping accuracy with our Green Laser Accessory

- Connects to on-board battery and can be mounted near the gun
- Simple switch operation on the handle bar

Endurance™ Pump: Prolonging Pump Life

► Graco's Long Life Chromex Endurance Pump sets the industry standard

- Long-life V-Max Blue™ packings
- Durable Chromex™ rod and stainless steel sleeve deliver superior reliability and life



(A) Adjustable Packing Nut

- When the upper packings are worn out, paint leaks out and pressure drops.
- With Graco, you can finish the job by tightening the nut instead of stopping for repair.

(B) Quick Knock-Off™

- To remove the risk of downtime, replace the complete pump, on the job, in about 15 minutes.

(C) "V"-Max Blue™ Packing

- UHMWPE
 - > Ultra High Molecular Weight Polyethylene
 - > Compatible with solvent and water-based coatings.
- V-Max Design means the packings constantly adjust to pressure and wear = longer lasting.

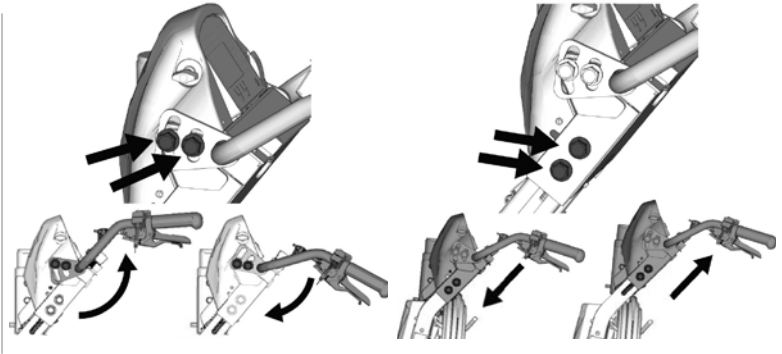
(D) QuikAccess™

- Graco pumps are field serviceable. Access parts with only a hammer and a wrench:
 - Access inlet, - Access outlet.
- No downtime and costly repairs.

(E) EasyFlow™

- All fluid passages (SST) are machined with smooth curves.
- Less fluid frictions for more flow and for heavier coatings.


LineLazer™ V Adjustment Systems



► DualComfort Handle Bar System

Improved comfort for all day striping

- Easily adjust the handle bar angle and height
- Sturdy and solid design
- Perfect fit for all size users



► EasyMark Gun Adjustment System

Gun Adjustment has never been easier


- Markings on gun bars for easy operation
- Removable "G-Clamp" is Industry-First
- New Dual Gun Clamp for solid gun control
- Provides perfect 2-gun alignment



► EZ Align™ Wheel System

Improved Front Wheel Adjustment System

- Allows simple realignment of front wheel to maintain "straight" tracking
- No special tools needed to adjust
- Quick and easy "Fine Tune Adjustment"



► HP Automatic Double Gun Trigger System

Manual or Automatic Gun control, you choose how to operate your guns!

- Individual gun control system
- Manual control via lever
- Automatic control via push button
- Direct AutoLayout via Auto Guns

See the manual of your LineLazer for more details and instructions

LineLazer™ V Adjustment Systems

▶ LineLazer V LiveLook Display with SmartControl™

LineLazer V comes delivered with an all new LiveLook Display, providing you all your striping information at a glance. The Standard Series allows you to track and show every aspect of your striping job while the HP Automatic Series offers you much more capabilities like Auto and Semi-Auto Guns, Jobsite Data Logging and AutoLayout™.



▶ LineLazer V Standard Series: 3900 – 5900 – 200HS

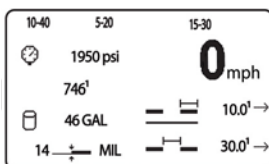
Track, measure, and control every aspect of your striping job.

Set the unit to your preferred measurements, indicating volume in gallons or liters; pressure in psi, bar or MPa; distance in feet or meters which also changes line thickness in mils or microns and speed in mph or kph.

▶ LineLazer V HP Automatic Series: 3900 – 5900 – 200HS

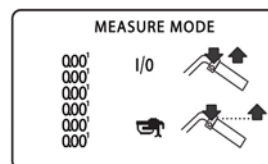
The HP Automatic Series comes equipped with Automatic guns allowing you to step up in the Road Marking business. Program your unit for automatic or semi-automatic skip-lines, Auto-Layout functionality with built-in parking lot calculators and much more.

▶ Main Screens



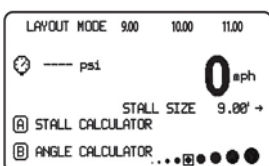
Main Striping Screen

- Speed
- Pressure
- Liters
- Line thickness
- Line width
- Skip line (*HP Automatic and HP Reflective series*)



Measure Mode

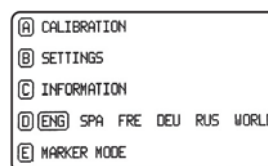
Measure distances using your unit



Layout Mode

(*HP Automatic and HP Reflective Series*)

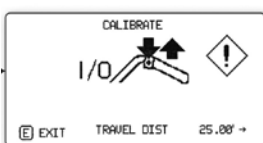
- Premark your jobsite
- Lay out a parking lot
- Calculate straight parking lots
- Calculate angled parking lots



Settings/Information

- Calibrate your unit
- Set your preferences
- Unit Information
- Language settings
- Marker mode (*HP Automatic and Reflective only*)

▶ Calibration Screen



Calibrate your unit for accurate measurements on each jobsite:

- Speed indication
- Line Thickness calculation
- Measure Mode
- Auto guns (*HP Automatic and HP Reflective Series*)

See the manual of your LineLazer for more details and instructions

LineLazer™ V Adjustment Systems

▶ LineLazer V Automatic Guns

Putting down skip lines has never been easier with automatic guns. With Auto Mode and Semi-Auto Mode, you can control any skip line requirement on jobsites.

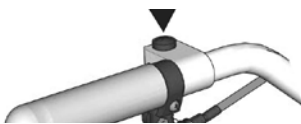
Striping truck features now on a walk-behind unit!

- Program guns to start and stop automatically to deliver perfect lines every time!
- Stripe skip lines with a simple push of a button
- Push button control eliminates hand lever fatigue
- Use semi-automatic mode for single lines with fixed lengths

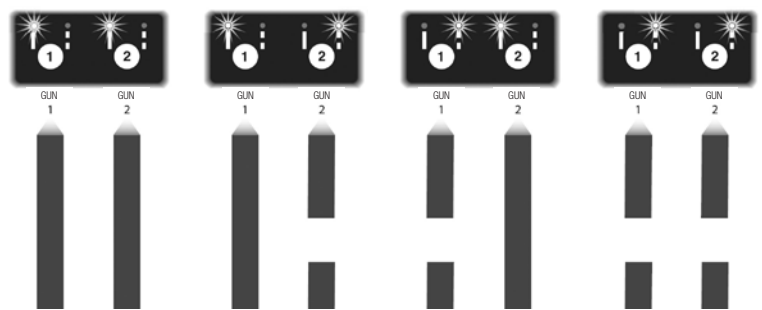
Select the gun that you want to use



Activate the guns for spraying



Automatic guns allow you to spray different types of road markings



▶ LineLazer V AutoLayout II System

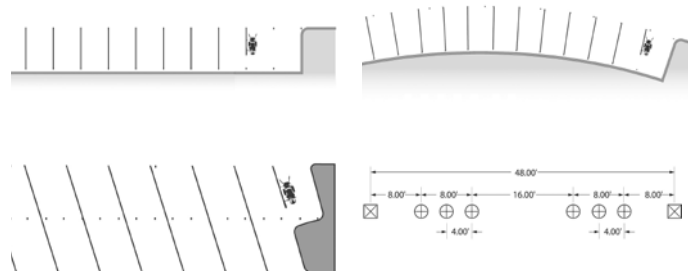
Whatever the requirements are for a parking lot layout, AutoLayout II on your LineLazer V HP Automatic or HP Reflective series can limit your manual measuring work and lay out the dots where you want it to directly from the gun.

Finish Jobs Faster


- Up to 30% faster with walk behind strippers
- Up to 50% faster when using the LineDriver attachment

Less Hassle, Less Fatigue

- No bending to mark the lines
- Eliminates the strain to read the tape measure
- Takes the hassle out of calculating distances and stall sizes
- Simple to use every time

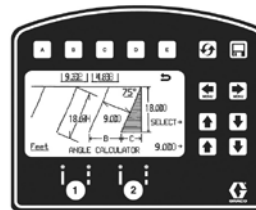


Screen Overview



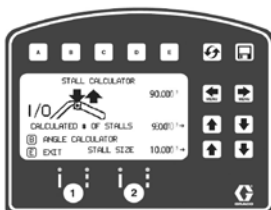
Layout Mode:

Use the Layout Mode screen for your Premark or Layout requirements.



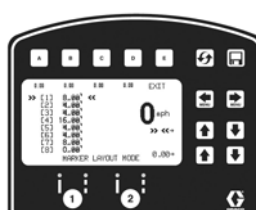
Angle Calculator:

Advance in parking lots and calculate the offset for angled parking lots helping you to lay out any parking lot design.



Stall Calculator

Preset your unit to lay out parking lots. Calculate the number of stalls or the stall size.

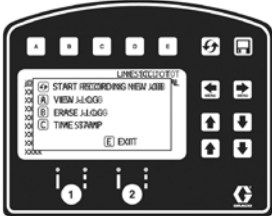


Marker Layout Mode:

Predefine marker layouts that do not have consistent distances in between.

LineLazer™ V Adjustment Systems

► J-Log System: Jobsite Data Logging



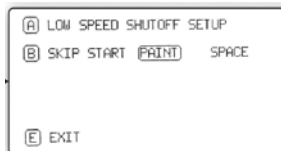
JOB	DATE	TIME	FEET	MIN	IN	IN	IN	IN
0001	25/12/2015	1000	30800	12	12.1	10.0	0.0	1.1
0001	25/12/2015	2000	10000	14	14.7	02.0	2.0	2.7
0001	25/12/2015	3000	4000	15	15.0	3.0	4.0	4.5
0002	25/12/2015	3000	0	0	0	0	0	0
0002	25/12/2015	4000	11000	14	14.9	3.9	4.0	4.3
0002	25/12/2015	7000	1000	14	14.3	0.0	0.0	0.3
0003	25/12/2015	8000	7000	15	15.3	2.0	0.5	2.8
0003	25/12/2015	10000	12000	12	12.1	14.0	5.0	5.1

Track your jobsite data with your unit. Let the unit save data every hour or manually select the moment you need to save data.

Sub Menu Screens

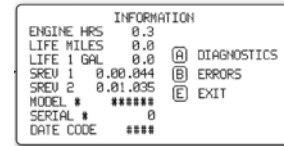


Set your unit to your needs: time, pressure, volume, contrast, guns



Control your auto-guns with even more advanced gun settings:

- Shut off your guns at low speeds
- Start you skip lines with paint or space




Control in depth information of your unit and check software revision and error codes.

► World Symbols for LineLazer V LiveLook Display

LineLazer V LiveLook Display is equipped with a World Symbols feature which can be used in any language.

STRIPING MODE	MEASURE MODE	LAYOUT MODE	SETTINGS/DATA	DATA LOGGING
<p>M S A MANUAL OR AUTOMATIC MODE</p> <p> PRESSURE</p> <p> GALLONS/LITERS</p> <p> LINE THICKNESS</p> <p> PAINT LENGTH</p> <p> SPACE LENGTH</p> <p> LINE WIDTH</p> <p> EXIT</p> <p> YELLOW</p> <p> WHITE</p> <p> BLACK</p> <p> BLUE</p> <p> GREEN</p> <p> RED</p> <p> BATTERY LOW</p> <p> BATTERY CHARGING</p>	<p> PRESS TO START/STOP</p> <p> HOLD TO SPRAY A DOT</p>	<p> STALL CALCULATOR</p> <p> ANGLE CALCULATOR</p> <p> STALL WIDTH</p> <p> DOT SIZE SELECTOR</p>	<p> CALIBRATE</p> <p> SETTINGS</p> <p> UNITS</p> <p> INFORMATION & LIFE DATA</p> <p> MARKER LAYOUT MODE</p> <p> GUN SETTINGS</p> <p> SPECIFIC GRAVITY</p> <p> ENGINE HOURS</p> <p> TOTAL DISTANCE</p> <p> TOTAL GALLONS</p> <p> SOFTWARE REV</p> <p> ERROR CODES</p> <p> CONTRAST</p> <p> DIAGNOSTICS</p> <p> TIME AND DATE</p> <p> LOW SPEED SHUTOFF</p>	<p> START RECORDING NEW JOB</p> <p> JOBS</p> <p> TIME STAMPS</p> <p> SCROLL</p> <p> DELETE</p> <p> DISTANCE PAINTED</p> <p> GALLONS OF LINE PAINTED</p> <p> GALLONS OF STENCIL PAINTED</p> <p> TIME AND DATE</p> <p> TOTAL GALLONS/LITERS</p>

Battery Powered LineLazer™ EPOWER Series



▶ 100 Ah Deep-Cycle AGM Battery

No Exhaust Fumes – No Noise

- Maintenance Free
- Holds up well to vibrations
- Fast recharge time
- Can be “Deep-Cycled” without drastically reducing battery life
- Spray up to 75 litres with one battery or add a second battery kit to spray up to 200 litres



▶ On-Board 12V Charger

Plugs into 230V wall-power

- No external charger needed, only extension cable
- Simple recharge, just plug it in
- Voltage display while using and charging

▶ 230V Capability

Infinite spray time

- Spray while plugging in to 230V wall-power
- Even when battery is depleted
- Use as a stationary sprayer, ideal for stencil jobs



▶ Easy Access Controls

Manage your unit at the handle bar

- On-off switch for pumping system
- Pressure Control:
 - ECO-Mode for optimal battery usage
 - FastFlush for easy and quick pump cleaning

LineDriver™ 160 - LineDriver™ HD 200

Push and Pull Hydrostatic Driver

Transform your LineLazer, ThermoLazer and GrindLazer into a ride-on push and pull, hydrostatic driver. It doubles your production rate and improves line quality while reducing operator's fatigue.

Exclusive FlexBeam™ Break-A-Way Light System

- Break-A-Way design prevents costly repairs and keeps you on the job
- Fully adjustable for all types of low light applications

Patented Dual Foot Pedal System

- For forward and reverse. Move between jobs without having to PUSH!

Exclusive ProStart™ Engine Starting System (Only on HD 200)

- Up to 50% less pulling effort to start the engine — no more broken recoils
- Outperforms manual pull and electric start systems when the weather starts turning cooler
- Patent No. 6883633



Dual Foot Pedal System



LineDriver 160



LineDriver HD 200

LineLazer™ ES 1000

Mechanical Walk Behind Striper



LineLazer™ ES 1000



Battery Compartment



Built-In Charger

► Applications & Materials

Striping without exhaust fumes or noise? The LineLazer ES 1000 is powered by a high-output battery – allowing it to be used safely indoors while having the power and performance needed for all jobs. "Go Green" with this quiet, fume-free striper!

► Features & Benefits

No Exhaust Fumes – No Engine Noise

- Battery operated pumping system
- Ideal for indoor and outdoor applications

Deep-Cycle 12V 100Ah AGM Battery

- Maintenance free sealed battery stripes up to 75 liters per charge
- Add a second battery and get up to 200 liters per charge!

On-Board 230V Charger

- Built-In Charger System for 230V. Simply plug in to recharge, no need to remove the battery 230V Capability
- Get infinite spray time when using for stationary applications by running on 230V wall power.

See page 18 for more detail

Exclusive LineLazer™ frame

- Industry's best chassis allows for straighter lines.
- Accepts LineDriver, 55 liter hopper, EZ Bead™ system, pointer, new laser kit and new LED light.

DualComfort™ Handle Bar System


- Fits all users—easy to adjust
- Solid 4-bolt design

EZ Align™ Front Wheel System

- Keeps unit tracking straight
- Intuitive design

EasyMark™ Gun Adjustment System

- Simple guide mark system
- Easy gun on/off, front/back
- Perfect gun set up – every time




LineLazer™ 3400

Mechanical Walk Behind Striper



LineLazer™ 3400



Front Swivel Wheel



Stencilling

► Applications & Materials

The LineLazer 3400 is the preferred choice for contractors who are looking for professional performance in a 1-gun striper. This striper is ideal for parking lots and seal coating contractors, schools, park and recreation departments.

► Features & Benefits

NEW Handle Bar Design

- Adjustable design, allows for optimal ergonomics and reduced vibration on your hands or all-day striping comfort.
- Contoured grips comfortably fit your hands

NEW Frame

- 7cm longer for greater stability and straighter lines
- Now accepts 55 liter hopper and EZ Bead™ system

Front Swivel Wheel

- Provides easier “up to the curb” parking lot striping and hard-to-do curves
- Tapered locking pin design for years of dependable operation

NEW EasyMark Gun Adjustment System

- Simple guide mark system
- Easy gun on/off, front/back
- Perfect gun set up – every time

NEW Rear Mount Hose Wrap

- Provides easy on/off for stenciling applications

Electronic Pressure Control

- Accurate, tight tolerance system provides excellent line quality

See page 32 for more detail

LineLazer™ V 3900 - LineLazer™ V 5900

Mechanical Walk Behind Stripers



LineLazer™ V 5900

LineLazer™ V 3900

► Applications & Materials

The LineLazer V 3900 is the airless line striping choice for professional striping contractors who want the industry's best striping unit. The LineLazer V 5900 continues to be the mid to heavy-duty striping solution for professional contractors who recognize the increased productivity this leader delivers.

► Features & Benefits

LiveLook™ Display with SmartControl™

- Tracks all aspects of your job
- Real-time information

DualComfort™ Handle Bar System

- Fits all users—easy to adjust
- Solid 4-bolt design

EZ Align Front Wheel System

- Keeps unit tracking straight
- Intuitive design

EasyMark Gun Adjustment System

- Simple guide mark system
- Easy gun on/off, front/back
- Perfect gun set up – every time

► Includes all Standard Series Features PLUS: Features & Benefits

Automatic, Semi-Automatic Guns

- Push button control for accurate stripes every time

Auto-Layout™ II

- Easy to use – cuts layout time in half
- Works directly from the gun, just turn your tip 180°

Data Logging with J-Log System

- On-board job information for “proof” of completion

On-Board Power

- 12V battery for all your accessory items


See page 32-35 for more detail on 1- and 2-gun offering in Standard and HP Automatic Series

LineLazer™ 130HS

Hydraulic Walk Behind Striper



LineLazer™ 130HS



► Applications & Materials

The LineLazer 130HS is the ultimate hydraulic airless striping unit that contractors rely on for their most challenging striping jobs. Professional striping contractors wanting hydraulic performance and proven power cannot go wrong with the LineLazer 130HS.

► Features & Benefits

Storage Compartment

- New storage area for tips, guards and miscellaneous items

DualComfort™ Handle Bar System

- Fits all users—easy to adjust
- Solid 4-bolt design

EZ Align Front Wheel System

- Keeps unit tracking straight
- Intuitive design

EasyMark Gun Adjustment System

- Simple guide mark system
- Easy gun on/off, front/back
- Perfect gun set up – every time

QuickSelect Gun Selector

- Chrome gun lever for ease of use of a 2-gun unit

Honda Power

- Contractor preferred – excellent power and proven reliability

Exclusive Easy Out Filter System

- 50 mesh filter for no plug performance
- Inside out filtering

Rear Gun Mount System

- Place the guns near the rear axle for straighter long lines and smoother curved lines

See page 32 for more detail on 1- and 2-gun offering

LineLazer™ V 200Hs

Hydraulic Walk Behind Striper



STANDARD
SERIES

HP AUTOMATIC
SERIES

HP REFLECTIVE
SERIES

LineLazer™ V 200Hs



LineLazer™ V 200Hs HP Reflective

► Applications & Materials

The LineLazer V 200Hs is the high performance hydraulic striper you'll want for your most demanding jobs. It's proven history of innovative features has made it the striper of choice for contractors demanding a true workhorse. The LineLazer V 200Hs is the perfect unit for large parking lot jobs, airports, and city jobs that not only require precise lines but also demand reflective beads.

► Includes all Standard Series Features PLUS: **Features & Benefits**

Automatic, Semi-Automatic Guns

- Push button control for accurate stripes every time

Auto-Layout™ II

- Easy to use – cuts layout time in half
- Works directly from the gun, just turn your tip 180°

Data Logging with J-Log System

- On-board job information for "proof" of completion

On-Board Power

- 12V battery for all your accessory items

► Includes all HP Automatic Series Features PLUS: **Features & Benefits**

Pressurized Bead System

- On-board compressor
- Pressurized bead tank
- Bead gun activates automatically with spray gun
- Bead gun with gun-delay ability
- Adjustable nozzle for bead dispensing width adjustment

See page 32-37 for more detail on 1- and 2-gun offering in Standard, HP Automatic and HP Reflective Series

LineLazer™ V 250sps

Hydraulic Ride-On Striper



LineLazer V 250sps *HP Automatic*



LineLazer V 250sps *HP Reflective*

► Applications & Materials

High performance, self-propelled striping with automatic paint guns makes the LineLazer V 250sps the preferred striper for professional contractors who demand more. This striper is ideal for large, heavy-duty line striping jobs including parking lots and road jobs.

► Features & Benefits

Automatic, Semi-Automatic Guns

- Push button control for accurate stripes every time

Exclusive Stand-On Platform

- Integrated platform provides an ergonomic place for standing, great view and all-day comfort

Self-Centering Front Wheel

- Eliminates one user interface for simpler operation
- Foam filled for stability

EasyMark Gun Adjustment System

- Simple guide mark system
- Easy gun on/off, front/back
- Perfect gun set up – every time

► Includes all HP Automatic Series Features PLUS: Features & Benefits

Pressurized Bead System

- On-board compressor
- Pressurized bead tank
- Bead gun activates automatically with spray gun
- Bead gun with gun-delay ability
- Adjustable nozzle for bead dispensing width adjustment

See page 32-37 for more detail on 1- and 2-gun offering in HP Automatic and HP Reflective Series

LineLazer™ V 250dc

Hydraulic Ride-On Striper



LineLazer V 250dc HP Automatic



LineLazer V 250dc HP Reflective

► Applications & Materials

High performance, self-propelled striping with automatic paint guns makes the LineLazer V 250sps the preferred striper for professional contractors who demand more. This striper is ideal for large, heavy-duty line striping jobs including parking lots and road jobs. Spray two colours simultaneously with Graco's new LineLazer V 250dc. Ideally suited for airports, municipalities, DOTs or anyone who needs to spray highlight lines or other dual-colour striping.

► Features & Benefits

Dual Graco Hydraulic Motors

- Graco's exclusive no-stall hydraulic motors provide uninterrupted performance

Dual Endurance Piston Pumps

- Long life pumps provide precise flow for a wide range of striping materials

Self-Centering Front Wheel

- Eliminates one user interface for simpler operation
- Foam filled for stability

EasyMark Gun Adjustment System

- Simple guide mark system
- Easy gun on/off, front/back
- Perfect gun set up – every time

► Includes all HP Automatic Series Features PLUS: Features & Benefits


Pressurized Bead System

- On-board compressor
- Pressurized bead tank
- Bead gun activates automatically with spray gun
- Bead gun with gun-delay ability
- Adjustable nozzle for bead dispensing width adjustment

See page 32-37 for more detail on 2- and 3 gun offering in HP Automatic and HP Reflective Series

LineLazer™ V 250mma 98:2

Hydraulic Ride-On 2-Component Striper



LineLazer V 250mma 98:2
(unit shown includes optional 2nd gun kits)

► Applications & Materials

Spraying 2-component 98:2 road markings has never been more reliable with LineLazer V 250mma 98:2. Based upon the LineLazer V 250 range, this unit provides it all: built in 98:2 mixing capabilities and Ratio Assurance, on-board storage tanks and solvent flushing capabilities.

► Features & Benefits

Automatic Gun Control System

- Manual or automatic paint guns with the push of a button

Exclusive Stand-On Platform

- Integrated platform provides an ergonomic place for standing, great view and all-day comfort

Self-Centering Front Wheel

- Eliminates one user interface for simpler operation
- Foam filled for stability

EasyMark Gun Adjustment System

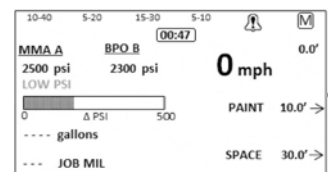
- Simple guide mark system
- Easy gun on/off, front/back
- Perfect gun set up – every time

Pressurized Bead System

- Installed and ready to go

Exclusive 98:2 Mixing System

- On-Board storage tanks for MMA, BPO and solvent
- Exclusive hard-connect MMA and BPO pump design
- Mix-manifold
- Integrated mix hose for consistency in material mixing
- Ratio Assurance system



Ratio Assurance System

See page 37 for more detail

LineLazer™ V 250mma 98:2

Hydraulic Ride-On 2-Component Striper



Specifications

UNITS - EPOWER SERIES



LineLazer ES 1000



SPECIFICATIONS	
Part Number – 1 gun	25M228
Max. Tip Size – 1 gun	0.025"
Max. Flow – l/min. (gpm)	2.3 (0.6)
Max. Pressure – bar (PSI)	227 (3300)
Battery Power – Volt (Ah)	12V (100Ah Deep-Cycle AGM)
Weight – kg (lbs)	154 (340)
FEATURES	
SmartControl™	✓
FastFlush™	✓
Endurance™ Pump	Mechanical
Hydraulic pressure gauge	✓
EZ Align™ System	✓
EasyMark System	✓
DualComfort™ Handle bar system	✓
QuickSelect™ Gun Selector	Manual
Rear-gun Mounted	✓
LineDriver*	Optional
ProConnect	✓
COMPOSITION	
Tips	LL5317
	LL5319
Guard	RAC V (243161)
Gun	Flex Plus™ (248157)
Hose	BlueMax™ II 1/4" x 15 m (249080)
Pump Filter – mesh	60 (243984)
Power Supply	1 x 12V - 100Ah battery with 230V inverter (EU, IT, DK, CH, UK - 30 cm cable set)
TSL	118 ml (238049)

* See page 91 for further details and information on the LineDriver.



Specifications

UNITS - STANDARD SERIES



LineLazer 3400



LineLazer 130hs



LineLazer V 3900



SPECIFICATIONS				
Part Number – 1 mech gun	25M224	17H447	17H449	
Part Number – 2 mech guns	-	17H448	17H450	
Max. Tip Size – 1 gun	0.027"	0.037"	0.035"	
Max. Tip Size – 2 guns	-	0.029"	0.025"	
Max Flow – l/min. (gpm)	2.8 (0.75)	4.9 (1.3)	4.7 (1.25)	
Max. Pressure – bar (PSI)	227 (3300)	227 (3300)	227 (3300)	
Motor Rating – cm ³	120	120	120	
Weight – kg (lbs)	72.5 (160)	119 (263)	104 (230)	
FEATURES				
Endurance Pump	Mechanical	Hydraulic	Mechanical	
AVRS		✓	✓	
EZ Align System		✓	✓	
EasyMark System	✓	✓	✓	
LiveLook Display			✓	
DualComfort Handle Bar System		✓	✓	
Quick Select Gun Selector		Manual	Manual	
Rear-gun Mounted		✓	✓	
LineDriver*		Optional	Optional	
COMPOSITION				
Tips	LL5317	LL5319	LL5319	
	LL5319	LL5321	LL5321	
Guard	RAC V (243161)	RAC V (243161)	RAC V (243161)	
Gun	Flex Plus gun (248157)	Flex Plus gun (248157)	Flex Plus gun (248157)	
Hose	Hose 1/4" x 15 m (249080)	Hose 3/8" x 6.7 m (124884)	Hose 3/8" x 15 m (245225)	
Pump Filter	60 mesh (243984)	50 mesh (24V455)	50 mesh (24V455)	
TSL	118 ml (238049)	118 ml (238049)	118 ml (238049)	

* See page 19 and 43 for more information on LineDriver.

LineLazer V 5900

LineLazer V 200hs



	17H454	17H459
	17H455	17H461
	0.043"	0.047"
	0.029"	0.033"
	6.0 (1.6)	8.14 (2.15)
	227 (3300)	227 (3300)
	160	200
	113 (250)	139 (306)
	Mechanical	Hydraulic
	✓	✓
	✓	✓
	✓	✓
	✓	✓
	✓	✓
	Manual	Manual
	✓	✓
	Optional	Optional
	LL5319	LL5319
	LL5321	LL5321
	RAC V (243161)	RAC V (243161)
	Flex Plus gun (248157)	Flex Plus gun (248157)
	Hose 3/8" x 15 m (245225)	Hose 3/8" x 6.7 m (124884)
	50 mesh (24V455)	50 mesh (24V455)
	118 ml (238049)	118 ml (238049)

Specifications

UNITS - HP AUTOMATIC SERIES



LineLazer V 3900



LineLazer V 5900



LineLazer V 200hs



SPECIFICATIONS				
Part Number – 1 auto gun	17K577	17K580	17K582	
Part Number – 1 auto + 1 mech gun	17K638	17K636	17K637	
Part Number – 2 auto guns	17K579	17K581	17K583	
Part Number – 3 auto guns	-	-	-	
Max. Tip Size – 1 gun	0.035"	0.043"	0.047"	
Max. Tip Size – 2 guns	0.025"	0.029"	0.033"	
Max. Tip Size – 3 guns	-	-	-	
Max Flow – l/min. (gpm)	4.7 (1.25)	6.0 (1.6)	8.14 (2.15)	
Max. Pressure – bar (PSI)	227 (3300)	227 (3300)	227 (3300)	
Motor Rating – cm ³	120	160	200	
Weight – kg (lbs)	109 (240)	121 (266)	146 (322)	
FEATURES				
Endurance Pump	Mechanical	Mechanical	Hydraulic	
AVRS	✓	✓	✓	
EZ Align System	✓	✓	✓	
EasyMark System	✓	✓	✓	
LiveLook Display	✓	✓	✓	
DualComfort Handle Bar System	✓	✓	✓	
Quick Select Gun Selector	Automatic + Manual	Automatic + Manual	Automatic + Manual	
Rear-gun Mounted	✓	✓	✓	
LineDriver*	Optional	Optional	Optional	
COMPOSITION				
Tips	LL5319	LL5319	LL5319	
	LL5321	LL5321	LL5321	
Guard	RAC V (243161)	RAC V (243161)	RAC V (243161)	
Gun	Flex Plus gun (248157)	Flex Plus gun (248157)	Flex Plus gun (248157)	
Hose	Hose 3/8" x 15 m (245225)	Hose 3/8" x 15 m (245225)	Hose 3/8" x 6.7 m (124884)	
Pump Filter	50 mesh (24V455)	50 mesh (24V455)	50 mesh (24V455)	
TSL	118 ml (238049)	118 ml (238049)	118 ml (238049)	

* See page 19 and 43 for more information on LineDriver.

LineLazer V 250sps

LineLazer V 250oc



	17H466	-
	-	-
	17H467	17H471
	-	17H472
	0.055"	0.055"
	0.039"	0.039"
	0.031"	0.031"
	9.5 (2.5)	9.5 (2.5)
	227 (3300)	227 (3300)
	390 - Electric Start	390 - Electric Start
	302 (666)	341 (752)
	Hydraulic	Hydraulic
	✓	✓
	✓	✓
	✓	✓
	Automatic	Automatic
	✓	✓
	Self Propelled System	Self Propelled System
	LL5321	LL5321
	LL5425	LL5425
	LL5627	LL5627
	RAC V (243161)	RAC V (243161)
	Flex Plus gun (248157)	Flex Plus gun (248157)
	Hose 3/8" x 3.6 m (191239)	Hose 3/8" x 3.6 m (191239)
	Hose 1/4" x 2 m (245798)	Hose 1/4" x 2 m (245798)
	50 mesh (24V455)	50 mesh (24V455)
	118 ml (238049)	118 ml (238049)

Specifications

UNITS - HP REFLECTIVE SERIES



LineLazer V 200hs



LineLazer V 250sps



LineLazer V 250bc



SPECIFICATIONS			
Part Number – PBS 1 auto gun	17J964	17H468	-
Part Number – PBS 2 auto guns	17K585	17J951 + 17H469	17H473
Part Number – PBS 3 auto guns	-	-	17H474
Part Number – PBS 1 mech gun	17H460	-	-
Max. Tip Size – 1 gun	0.047"	0.055"	0.055"
Max. Tip Size – 2 guns	0.033"	0.039"	0.039"
Max. Tip Size – 3 guns	-	0.031"	0.031"
Max Flow – l/min. (gpm)	8.14 (2.15)	9.5 (2.5)	9.5 (2.5)
Max. Pressure – bar (PSI)	227 (3300)	227 (3300)	227 (3300)
Motor Rating – cm ³	200	390 - Electric Start	390 - Electric Start
Weight – kg (lbs)	189 (417)	352 (778)	392 (864)
FEATURES			
Endurance Pump	Hydraulic	Hydraulic	Hydraulic
AVRS	✓	✓	✓
EZ Align System	✓		
EasyMark System	✓	✓	✓
LiveLook Display	✓	✓	✓
DualComfort Handle Bar System	✓		
Quick Select Gun Selector	Automatic + Manual	Automatic	Automatic
Rear-gun Mounted	✓	✓	✓
Bead Tank	1 Bead Tank	1 bead tank (17H468) 1 bead tank (17J951) 2 bead tanks (17H469)	2 bead tanks
Bead Guns	17J964 – 1 bead gun 17K585 – 2 bead guns 17H460 – 1 bead gun	17H468 - 1 bead gun 17J951 - 2 bead guns 17H469 - 2 bead guns	17H473 - 2 bead guns 17H474 - 3 bead guns
LineDriver *	Optional	Self Propelled System	Self Propelled System
COMPOSITION			
Tips	LL5319 LL5321	LL5321 LL5425 LL5627	LL5321 LL5425 LL5627
Bead Nozzle	.234 (238666) .281 (238664)	.234 (238666) .281 (238664)	.234 (238666) .281 (238664)
Guard	RAC V (243161)	RAC V (243161)	RAC V (243161)
Gun	Flex Plus gun (248157)	Flex Plus gun (248157)	Flex Plus gun (248157)
Hose	Hose 3/8" x 6.7 m (124884)	Hose 3/8" x 3.6 m (191239) Hose 1/4" x 2 m (245798)	Hose 3/8" x 3.6 m (191239) Hose 1/4" x 2 m (245798)
Pump Filter	50 mesh (24V455)	50 mesh (24V455)	50 mesh (24V455)
TSL	118 ml (238049)	118 ml (238049)	118 ml (238049)

* See page 19 and 43 for more information on LineDriver.

Specifications



UNITS - 2-COMPONENT

LineLazer V 250mma 98:2



SPECIFICATIONS	
Part Number PBS 1 Auto Gun	17G589
Max. Tip Size – 1 gun	0.055"
Max. Tip Size – 2 guns	0.039"
Max. Tip Size – 3 guns	0.031"
Max Flow – l/min. (gpm)	9.5 (2.5)
Max. Pressure – bar (PSI)	207 (3000)
Motor Rating – cm ³	390 - Electric Start
Weight – kg (lbs)	405 (893)
FEATURES	
MMA Pump	Hydraulic
BPO Pump	Hydraulic
Solvent Tank + Pump	On-Board
Mix Ratio Assurance System	✓
AVRS	✓
EasyMark System	✓
LiveLook Display	✓
Quick Select Gun Selector	Automatic
Rear-gun Mounted	✓
Bead Tank	1 bead tank
Bead Guns	1 bead gun
LineDriver	Self Propelled System
COMPOSITION	
Tips	LL5321
	LL5425
	LL5627
Bead Nozzles	.234 (238666)
	.281 (238664)
Guard	RAC V (243161)
Gun	HD Blue Texture gun (289605)
Hose	MMA Hose 3/8" x 6.7 m (124884)
	BPO Hose 1/4" x 5.8 m (17K367)
	Solvent Hose 1/4" x 7.6 m (277481)
Mix Hose	Hose 3/8" x 50 cm (17H058)
Whip Hose	Hose 1/4" x 50 cm (249149)
TSL	118 ml (238049)

LineLazer™ Accessories

PART NUMBER	DESCRIPTION
GUN AND HOSE KITS	
	248157 FLEXPLUS STRIPING GUN WITH LL5 319 TIP
	245225 LINELAZER HOSE WITH E-NICKEL FITTINGS. 3/8" X 15 M (227 BAR)
	245798 LINELAZER HOSE WITH E-NICKEL FITTINGS. 1/4" X 2 M (227 BAR) (2 ND GUN HOSE)
	249080 COUPLED HOSE, 1/4" X 15 M (LINELAZER ES, 3400)
	124884 LINELAZER HOSE WITH E-NICKEL FITTINGS, 3/8" X 6.7 M - 227 BAR (LINELAZER IV & V 130HS, 200HS, 250MMA 98:2)
	191239 LINELAZER HOSE WITH E-NICKEL FITTINGS, 3/8" X 3.6 M - 227 BAR (LINELAZER IV & V 250SPS + 250DC)
PAINT GUN KITS	
	25A676 COMPLETE KIT FOR ADDING 2 ND MECHANICAL GUN (LINELAZER 130HS)
	25A491 COMPLETE KIT FOR ADDING 2 ND MECHANICAL GUN (LINELAZER V 3900/5900/200, ES)
	25A673 COMPLETE KIT WITH SOLENOID FOR ADDING 2 ND AUTO GUN (LINELAZER V HP AUTOMATIC 3900/5900/200)
	25A492 COMPLETE KIT WITHOUT SOLENOID FOR ADDING 2 ND AUTO GUN (LINELAZER V HP AUTOMATIC 3900/5900/200)
	17K791 COMPLETE KIT FOR ADDING EXTRA AUTO GUN (LINELAZER V 250SPS+DC)
	287553 COMPLETE KIT FOR ADDING 2 ND GUN (LINELAZER III 3900/5900 – LINELAZER IV)
	24M679 COMPLETE KIT FOR ADDING 2 ND GUN (LINELAZER IV 250)
	24P930 COMPLETE KIT FOR ADDING 3 RD OR 4 TH GUN (LINELAZER IV 250)
	24G778 PAINT GUN STENCIL KIT (LL250) INCLUDES: (1) PAINT GUN AND 1/4 IN X 15M HOSE AND MOUNTING BRACKETS
2-COMPONENT	
	289605 HD BLUE TEXTURE GUN
	17K367 BPO HOSE 1/4" X 5.8 M, METAL BRAIDED
	277481 SOLVENT HOSE 1/4" x 7.6 M
	17H058 MIX HOSE 50 CM, 40 CM STATIC MIXING ELEMENTS
	17K319 COMPLETE KIT FOR ADDING 2 ND AUTO GUN (EXCLUDING BEAD GUN KIT)
	17H095 MANIFOLD MIXER COMPLETE
	17H093 BPO SLAVE PUMP KIT

LineLazer™ Accessories

LINELAZER POINTERS




PART NUMBER	DESCRIPTION
277062	SHORT POINTER GUIDE 60 CM
277063	LONG POINTER GUIDE 100 CM
24N162	ADJUSTABLE POINTER GUIDE 100 CM, (LINELAZER 250)
25A620	RETRACTABLE POINTER 100 CM (LINELAZER V 130/3900/5900/200, ES)
24Y511	5-PACK HOSE REPLACEMENT FOR 25A620 RETRACTABLE POINTER
17P782	LAZERGUIDE 1700, GREEN DOT, WITHOUT BATTERY KIT (LINELAZER ES)
25A530	LAZERGUIDE 1700, GREEN DOT, WITHOUT BATTERY KIT (LINELAZER V HP AUTO 3900/5900/200)
25A691	LAZERGUIDE 1700, GREEN DOT, WITHOUT BATTERY (LINELAZER 250)
17T543	LAZERGUIDE 2000, GREEN LINE, WITHOUT BATTERY KIT (LINELAZER ES)
17T540	LAZERGUIDE 2000, GREEN LINE, WITHOUT BATTERY KIT (LINELAZER V HPAUTO 3900/5900/200)
17W270	LAZERGUIDE 2000, GREEN LINE, WITHOUT BATTERY KIT (LINELAZER 250)
17U800	LAZERGUIDE 2000, GREEN LINE, WITH BATTERY/CHARGER KIT (LINELAZER 3400)
17T541	LAZERGUIDE 2000, GREEN LINE, WITH BATTERY/CHARGER KIT (LINELAZER V STANDARD 3900/5900/200)
17T545	LAZERGUIDE 2000, GREEN LINE, WITH BATTERY/CHARGER KIT (LINELAZER IV)

PAINT HOPPERS



17P444	HOPPER 55 L (LINELAZER ES, 3400)
241104	HOPPER 55 L (LINELAZER IV 130/3900/5900/200)
278452	HOPPER 95 L HIGH CAPACITY (LINELAZER IV & V 250sps)
278720	HOPPER 55 L - 1 PIECE (SPLIT DESIGN FOR LINELAZER IV & V 250bc & 250mma 98:2)
287590	PLASTIC HOPPER COVER (LINELAZER 130/200/3900/5900)
24V687	PLASTIC HOPPER COVER - 1 PIECE (LINELAZER IV & V 250bc)
24V781	DUAL PLASTIC HOPPER COVER KIT - 2 PIECES (LINELAZER IV & V 250bc)
24V782	DUAL 55 L HOPPER COMPLETE KIT - 2 HOPPERS, 2 COVERS, 2 GROMMETS AND ALL HARDWARE (LINELAZER IV & V 250bc)
24U244	DUAL PAINT BUCKET HOLDER (LINELAZER 250DC) FOR USING TWO STANDARD PAINT BUCKETS

LineLazer™ Accessories

	PART NUMBER	DESCRIPTION
PRESSURIZED BEAD SYSTEM		
	16R955	PBS 1-GUN KIT (LINELAZER IV & V 200hs)
	16R960	PBS 2-GUN KIT (LINELAZER IV & V 200hs)
	16R962	PBS 1-GUN KIT (LINELAZER IV & V 250)
	16R961	PBS 2-GUN KIT (LINELAZER IV & V 250)
	16R963	PBS EXTRA BEAD GUN KIT (LINELAZER IV & V 200hs/LINELAZER IV & V 250)
	238957	HAND BEAD STENCIL KIT (USE WITH THE EZ BEAD PRESSURIZED DISPENSING SYSTEM ONLY) INCLUDES: (1) BEAD GUN, (2) 3/4" X 7.5 M CLEAR HOSES, .234" / .35 DEGREE TIP, 30 CM EXTENSION TUBE AND MOUNTING BRACKETS
	16U439	PBS BEAD TANK KIT
	16U272	PBS RETRO FIT KIT
	238663	BEAD GUN NOZZLE .203
	238666	BEAD GUN NOZZLE .234
	238664	BEAD GUN NOZZLE .281
	238665	BEAD GUN NOZZLE .344
	243668	BEAD GUN NOZZLE .420

GRAVITY BEAD SYSTEM		
	24N267	30 CM EZ BEAD DISPENSER KIT (LINELAZER IV & V 250SPS & DC)
	24M641	15 CM EZ BEAD DISPENSER KIT (LINELAZER IV & V 250SPS & DC)
	24M838	15 CM (x2) EZ BEAD DISPENSER KIT (LINELAZER IV & V 250SPS & DC)
	24N265	30 CM EZ BEAD DISPENSER KIT (LINELAZER ES, IV & V)
	24Z727	30 CM EZ BEAD DISPENSER KIT (LINELAZER 3400)
	277065	15 CM EZ BEAD DISPENSER KIT (LINELAZER IV & V)
	24Z726	15 CM EZ BEAD DISPENSER KIT (LINELAZER 3400)
	277064	15 CM (x2) EZ BEAD DISPENSER KIT (LINELAZER IV & V)
	277067	15 CM EZ BEAD DISPENSER WITH HOSE AND WIND DEFLECTOR (LINELAZER ES, IV & V)
	245516	30 CM EZ BEAD DISPENSER WITH HOSE AND WIND DEFLECTOR (LINELAZER ES, IV & V)
	277066	EZ BEAD WIND DEFLECTORS ALUMINUM - 15 CM (x6)
245520	WIND DEFLECTOR 3x/PACK (30 CM)	

LineLazer™ Accessories

PART NUMBER	DESCRIPTION
WHEEL REPLACEMENTS	
113479	FRONT WHEEL REPLACEMENT (LINELAZER IV & V 250) (PNEUMATIC)
16W284	FRONT WHEEL REPLACEMENT (LINELAZER IV & V 250) (FOAM FILLED)
17R436	3-WHEEL FRONT WHEEL CONVERSION KIT (LINELAZER IV & V 250sps/250dc/250mma 98:2)
249083	TURF WHEEL KIT (LINEDRIVER, LINELAZER IV & V 250) (2 WHEELS)
249082	TURF WHEEL KIT (LINELAZER IV & V 130/3900/5900/200) (2 WHEELS) (NOT FOR LINELAZER IV AUTO-LAYOUT)
EXTRA ACCESSORIES	
24Z724	SECOND BATTERY KIT WITH CABLES (LINELAZER ES)
25C772	BATTERY WITHOUT CABLES (LINELAZER ES)
24X370	BATTERY WITHOUT CABLES (LINELAZER V HP AUTOMATIC 3900/5900/200)
115753	BATTERY WITHOUT CABLES (LINELAZER 250)
25A526	BATTERY CONVERSION KIT FOR LINELAZER V STANDARD 3900/5900/200 (BATTERY, CHARGER BOARD, HARDWARE)
25A932	HP AUTO CONVERSION KIT FROM LINELAZER V STANDARD TO LINELAZER V HP AUTO (3900/5900/200 ONLY) (BATTERY, ALL CONTROL BOARDS, SOLENOID, GUN CABLE, HARDWARE)
287626	50 CM STRIPING RAMP WITH 2 HEADS
24Z805	HITCH KIT FOR LINEDRIVER (LINELAZER ES)
245321	HITCH KIT FOR LINEDRIVER (LINELAZER 130/3900/5900/200)
16P015	SAFETY CONE HOLDER
24N600	SAFETY CONE HOLDER WITH SUPPORT BRACKET
17R472	LED LIGHT KIT (LINELAZER ES)
17R473	LED LIGHT KIT (LINELAZER V HP AUTOMATIC 3900/5900/200)
24M598	LED LIGHT KIT (LINELAZER IV & V 250)
249081	ADJUSTABLE SPRAY SHIELD KIT FOR LINELAZER
17K356	2 ND PUMP KIT LL V 250sps (COMPLETE PUMP KIT, HARDWARE, HOSES AND DUAL HOPPER SYSTEM)



LineLazer™ Accessories

PART NUMBER	DESCRIPTION
MAINTENANCE FLUIDS	
238049	TSL BOTTLE 118 ML
206994	TSL BOTTLE 250 ML
206995	TSL BOTTLE 1 L
206997	TSL BOTTLE 1 L (X12)
206996	TSL BOTTLE 3.8 L
206998	TSL BOTTLE 3.8 L (X4)
253574	PUMP ARMOR 1 L
245133	PUMP ARMOR 3.8 L
207428	HYDRAULIC FLUID 3.8 L
169236	HYDRAULIC FLUID 20L



LineDriver™ Units & Accessories



LineDriver 160

▶ **Available Units***

	Part Number	Motor Engine cc (hp)	Weight kg (lb)
LineDriver 160	262004	160 cm ³	120 (266)
LineDriver HD 200	262005	200 cm ³	125 (277)

*To be used on LineLazer, ThermoLazer, GrindLazer

PART NUMBER **DESCRIPTION**

LINEDRIVER



245321 HITCH KIT FOR LINEDRIVER

249083 TURF WHEEL KIT LINEDRIVER

245343 BATTERY KIT FOR LINEDRIVER (AUXILIARY)

RoadLazer RoadPak™



RoadPak™ Advanced Controller

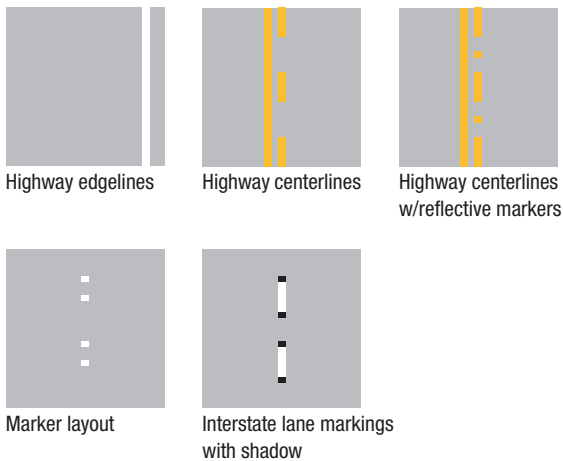
▶ RoadPak Advanced Controller

The RoadPak Advanced Controller offers an operator simple to use controls that will make striping road jobs easy. Check your Roadpak, program skip lines, measure distances, all from within the comfort of the vehicle.

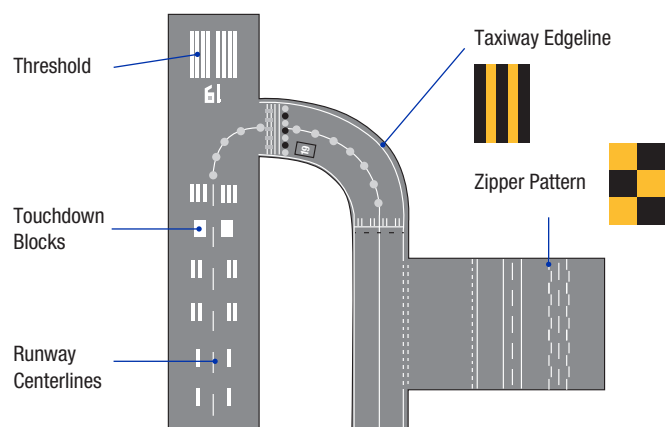


▶ Pattern Capability

Road Markings



Airport Patterns



▶ Features

Main Screen with Pattern Preview

Main screen provides all necessary information while striping. Pattern preview provides a quick visual of colors and patterns selected.

Preset Buttons

User defined preset buttons allow you to adjust the main screen to your personal needs.

4-Axis Joy-Stick

Easily move through menus and settings and changing or (de)activating parameters.

5-Gun Toggle Control

Toggle switch for all 5 guns allows for quick activation and control.

Proof-of-Job

Included with Export Capabilities to download jobsite data to USB stick for "proof-of-job".

Pattern Ability

Wide variety of gun activation and pattern capability:

- o Manual
- o Automatic
- o Semi-Automatic
- o Zipper Pattern
- o Solid & Skip lines
- o Shadow and Contrast lines

RoadView HD Camera System

► RoadView HD Camera System

Turn your RoadPak into a single user vehicle with the RoadView HD Camera System. It allows single users to do the jobs once reserved for the “big trucks” – all from the inside comfort of the striping vehicle.




The camera mounts on the gun arm and travels from one side of the truck to the other without adjustments. The view of the camera allows users to see from behind the paint and bead guns, which is very similar to the view from a walk behind unit. A quick disconnect electrical system for the camera allows safe storing when not using and also allows you to switch between the standard 16 mm or optional 6 mm camera. The 16 mm camera provides a “farther-out” view, while the 6 mm camera option is a great choice for those striping contractors who prefer a “closer-in” view.

It’s easy to match up old stripes with the remote, hand activated Switch System. With a push of your thumb, you control the start and stop on those tough restripe jobs.



6 mm Camera



16 mm Camera

Specifications

- LCD Monitor measurement 9 inch Diagonal: 22.9 cm x 14.5 cm x 3.2 cm
- Ratio: 16:9 Wide TFT Screen
- Camera (16 mm): 6.4 cm x 5 cm x 5 cm
- Power Source: DC 12V
- Operating Temperature: -42°C to 65°C

RoadPak™ Mount System

► RoadPak Mount System

Install your RoadPak on almost any vehicle using a Single-Hitch Mounting Frame or a Slide-In Mounting Frame. The Mounting Frame allows you to attach your gun arm to your vehicle for easy left/right spraying but comes in two easy-to-install options depending on the vehicle on which you want to install your RoadPak.

► Mount Systems

Slide-In Mounting Frame




The Slide-in Mounting Frame allows many different vehicles to perform your road striping jobs.

Single-Hitch Mounting Frame



A Single-Hitch Mounting Frame allows you to use your existing vehicle with little or no modifications to carry your gun bar arm with the RoadPak System.



RoadLazer RoadPak™



RoadPak™ and RoadPak™ HD System

Truck Mount Striping Systems



RoadPak HD System



RoadPak 1-Pump System



RoadPak 2-Pump System

► Applications & Materials

RoadPak System, a complete modular setup to comply with your road striping situation. Based upon a RoadPak Module with 1 or 2 pumps, the RoadPak system is delivered in 12 different options or can be compiled to fulfil your striping needs. The RoadPak HD System offers a whole new level with double the output of RoadPak and the ability to stripe with up to 5 or more guns. This is a high-productivity striping machine which is delivered in 4 different options or can be compiled to fulfil your striping needs.

► Features & Benefits Includes all RoadPak System Features PLUS:

Heavy-Duty RPS 2900 Hydraulic System

- Proven performer built off of our highly reliable GH™ 833 then optimized for road striping
- No-stall design provides the productivity you get from Graco designed products
- Maximum pressure of 200 bar

Displacement Pump System

- Graco's displacement pumps have delivered outstanding results in pumping striping paint for over 20 years
- New prime valve allows you to recirculate paint keeping it mixed and ready to go

Heavy-Duty Modular Frame System

- Small frame size allows it to fit almost anywhere – from the back of a pickup or flatbed truck to the bed of a utility vehicle
- Heavy-duty steel frame is built to last
- Simple to add options you want in minutes – optimizing your striping system

Heavy-Duty Compressor

- 6.9 bar at 13.1 cfm
- Accumulation Tank for paint and bead guns (20 litres on RoadPak HD to support up to 5 paint and 5 bead guns)

Kohler® Power


- RoadPak: 18 hp Kohler engine
- RoadPak HD: 26.5 hp EFI Kohler engine
- Over 15 years of reliable experience

1 or 2-Pump RoadPak System

- RoadPak is delivered as a 1-or 2-pump system allowing single or dual colour option (RoadPak HD always 2 pumps)
- Step up to RoadPak HD to double your output up to 37.9 litre per minute
- Optionally expand your system with extra pumps for other colours

Specifications

ROADPAK



SPECIFICATIONS	RoadPak	RoadPak	RoadPak	RoadPak HD	RoadPak Advanced Controller
Part Number	25M701	25M703	25M704	25M706	25M711
Pumps	1	2	2	2	-
Guns	-	-	-	-	-
Engine - hp	18	18	18	26.5	-
Max. Flow - lpm (gpm)	18.9 (5)	18.9 (5)	18.9 (5)	37.8 (10)	-
Bead Tank - kg (lb)	205 (450)	205 (450)	615 (1350)	615 (1350)	-

ROADPAK SYSTEM READY-TO-STRIPE						
1	RPS – OPTION 1					
		25D268	✓			✓
2	RPS – OPTION 2					
		25D269	✓			✓
3	RPS – OPTION 3					
		25D270	✓			✓
4	RPS – OPTION 4					
		25D271	✓			✓
5	RPS – OPTION 5					
		25D272		✓		✓
6	RPS – OPTION 6					
		25D273		✓		✓
7	RPS – OPTION 7					
		25D274		✓		✓
8	RPS – OPTION 8					
		25D275		✓		✓
9	RPS – OPTION 9					
		25D276			✓	✓
10	RPS – OPTION 10					
		25D277			✓	✓
11	RPS – OPTION 11					
		25D278			✓	✓
12	RPS – OPTION 12					
		25D279			✓	✓
13	RPS – OPTION 13					
		25D280			✓	✓
14	RPS – OPTION 14					
		25D281			✓	✓
12	RPS – OPTION 15					
		25D282			✓	✓
16	RPS – OPTION 16					
		25D283			✓	✓

RoadPak Gun Arm	RoadPak Gun Arm	RoadPak HD Gun Arm	Slide-in Mounting Frame	RoadView HD CameraSystem	Simple Guide System	Gun Lift Winch Kit	Rear Seat Kit	Steerable Carriage
-----------------	-----------------	--------------------	-------------------------	--------------------------	---------------------	--------------------	---------------	--------------------



	25M708	25M709	25M710	24G627	24G633	24G634	25M713	25M716	25M712
	1	2	2	-	-	-	-	-	-
	2	2	3	-	-	-	-	-	-
	-	-	-	-	-	-	-	-	-
	-	-	-	-	-	-	-	-	-
	-	-	-	-	-	-	-	-	-

	✓			✓		✓			
	✓			✓	✓	✓			
	✓			✓		✓	✓	✓	✓
	✓			✓	✓	✓	✓	✓	✓
		✓		✓		✓			
		✓		✓	✓	✓			
		✓		✓		✓	✓	✓	✓
		✓		✓	✓	✓	✓	✓	✓
		✓		✓		✓			
		✓		✓	✓	✓			
		✓		✓		✓	✓	✓	✓
		✓		✓	✓	✓	✓	✓	✓
			✓	✓		✓	✓		
			✓	✓	✓	✓	✓		
			✓	✓		✓	✓	✓	✓
			✓	✓	✓	✓	✓	✓	✓

RoadPak™ Accessories

**PART
NUMBER** **DESCRIPTION**

CHOOSE YOUR ROADPAK MODULE



25M701	ROADPAK MODULE - 1-PUMP - 18.9 LPM - 205 KG BEAD TANK
25M703	ROADPAK MODULE - 2-PUMP - 18.9 LPM - 205 KG BEAD TANK
25M704	ROADPAK MODULE - 2-PUMP - 18.9 LPM - 615 KG BEAD TANK
25M706	ROADPAK HD MODULE - 2-PUMP - 37.8 LPM - 615 KG BEAD TANK

CHOOSE YOUR GUN ARM MOUNTING SYSTEM
















24G627	SLIDE-IN MOUNTING FRAME
24G626	SINGLE HITCH MOUNTING FRAME

CHOOSE YOUR GUN ARM



25M708	1-PUMP, 2-GUN ROADPAK GUN ARM (2x paint guns, 2x bead guns, all hoses)
24M709	2-PUMP, 2-GUN ROADPAK GUN ARM (2x paint guns, 2x bead guns, all hoses)
24M710	2-PUMP, 3-GUN ROADPAK GUN ARM (3x paint guns, 3x bead guns, all hoses, stabilizing wheel and longer gun mount bar)
25D932	2-PUMP, 3-GUN ROADPAK GUN ARM (3x paint guns, all hoses, stabilizing wheel and longer gun mount bar) -> No bead guns
25D642	ROADPAK ADDITIONAL GUN KIT (ROADPAK AS OF 2018) Kit comes with a dual acting paint gun, dual acting bead gun, the hardware and hoses to connect the guns to the system.
24G630	ADJUSTABLE GUN ARM BEAM

RoadPak™ Accessories

	PART NUMBER	DESCRIPTION
CHOOSE YOUR ROADPAK MAJOR ASSEMBLY ADD-ONS		
	25M711	ROADPAK ADVANCED CONTROLLER
	24G633	ROADVIEW HD CAMERA SYSTEM
	24G771	6 MM CAMERA KIT Kit includes a 6mm camera. Cable included to connect to monitor (closer in view)
	24H555	16 MM CAMERA KIT Kit includes a 16 mm camera. Cable included to connect to monitor (farther out view)
	24G634	SIMPLE GUIDE SYSTEM
	241880	DYNAMIC FRONT ARTICULATING POINTER Dynamic front articulating pointer. Excellent for those hard-to-stripe curves
CHOOSE YOUR ROADPAK MODULE ACCESSORIES		
	25M716	REAR SEAT KIT Seat with safety belt, base mounting plate, bracket for controller
	25M712	STEERABLE CARRIAGE KIT Kit has the steerable carriage controller, gun arm actuator and mounting brackets
	17U930	LAZERGUIDE 3000 Long-Line Laser for RoadPak
	24G773	GUN LIFT/WINCH KIT Kit comes with a winch, the mounting brackets, and the wiring to connect it to a RoadPak system. The winch can easily be moved from one side of the vehicle to the other.
	24G766	RPS 2900 COMPLETE PUMP KIT Kit has an RPS 2900 Pump with all the hydraulic lines and fasteners needed to mount to the RoadPak system.
	25D643	PRESSURE BALANCE KIT To balance pressure between two pumps pumping same colour. Provides the same pressure to each gun.
	24G769	125 LITRE ROTOMOLD PAINT TANK Kit includes a 125 litre paint tank, mounting brackets and fasteners. It can be mounted onto the RoadPak frame or the accessory frame kit.
	239934	PAINT TRANSFER KIT Kit used to transfer paint from one location to another. Air-driven, double-diaphragm Husky™ pump powered by the RoadPak. Includes all hoses, fittings, 208 litre drum and siphon kit.

RoadPak™ Accessories

**PART
NUMBER** **DESCRIPTION**

CHOOSE YOUR ROADPAK MODULE ACCESSORIES (continued)

239935	PAINT DRUM AGITATOR KIT Kit used to mix paint in a 208 litre drum. All SST construction air-driven Twistork™ motor powered by the RoadPak air system.
24J149	BOTTOM FEED FITTINGS KIT (FOR PAINT TANK) Kit allows user to drill a hole in the bottom of the 125 litre paint tank and connect fittings so the material can flow out the bottom of the tank rather than being sucked out the top.
24G774	ROADPAK Y-STRAINER KIT Kit is a Y-strainer that connects inline between the paint drum and the pump inlet.
24G765	ROADPAK 205 KG BEAD TANK KIT Kit has a bead tank with regulator, mounting brackets and fasteners. It can be mounted onto the RoadPak frame or the accessory frame kit
25D608	ROADPAK 615 KG BEAD TANK KIT WITH FRAME Kit has a 615 kg bead tank installed in an accessory frame
25D641	ROADPAK 615 KG BEAD TANK Kit has a 615 kg bead tank with regulator, mounting brackets and fasteners
24G772	ROADPAK 3RD GUN KIT (FOR ROADPAK SYSTEMS BEFORE 2018) Kit comes with a dual acting paint gun, dual acting bead gun, the hardware and hoses to connect the guns to the system
24G775	ROADPAK DOUBLE DROP KIT Kit is for element double drop application. It comes with one bead gun, one bead hose and fittings to connect the parts
24G776	WATERBORNE SIPHON KIT (RoadPak Only) Suction hose for waterborne materials
24G777	SOLVENT SIPHON KIT (RoadPak Only) Suction hose for oil-based materials
24G979	BEAD GUN KIT Kit for a single bead gun
24G980	PAINT GUN KIT Kit for a single paint gun
24G778	ROADPAK STENCIL GUN KIT
238957	HAND BEAD GUN KIT
24H585	ROADPAK ACCESSORY FRAME KIT Accessory frame that includes the hardware to connect it to the RoadPak frame





► THERMOPLASTIC APPLICATIONS





ThermoLazer™

FEATURES

UNITS

ThermoLazer 200tc
ThermoLazer 300tc
ThermoLazer ProMelt

SPECIFICATIONS

ACCESSORIES

ThermoLazer™ Kettle Systems

A kettle system for your needs. That's what we strive for. High volume ThermoLazers with external refills or built-in heaters or a medium volume ThermoLazer with easy kettle exchange for colour changes, Graco offers it all.



▶ ThermoLazer 200rc Exchangeable Kettle System

Easy exchange of the kettle system allows fast colour changes. Use multiple colours on the same machine by exchanging kettles on the jobsite. No more hassle with multiple dedicated units.




▶ ThermoLazer 300rc Dual PaddleMax™ System

Reduce the need to constantly refill with a 135kg single chamber hopper. The single chamber design allows easy refills from an external kettle system and the Dual Paddles make mixing materials easy.



▶ ThermoLazer ProMelt QuadMelt™ System

Stepping up to the ProMelt QuadMelt system offers you four on-board chambers that can melt 135 kg of material in less than 1 hour, significantly increasing your daily productivity. The four chamber design offers more surface area to quickly melt thermoplastic and is supported by 100,000 BTU burners which increases melt time and productivity.



ThermoLazer™ Die Systems

From narrow over wide to double lines, choose the Die-System for your ThermoLazer: SmartDie II for ThermoLazer 300tc and ProMelt or FlexDie for ThermoLazer 200tc. These hardened steel dies come with an innovative, built-in line thickness adjustment system that allow you to easily dial down to the desired depth. Our Die Systems come in a variety of sizes allowing you to do narrow or wide lines or win time and money with our Double Line Systems.



▶ Line Types

Narrow Lines



Wide Lines



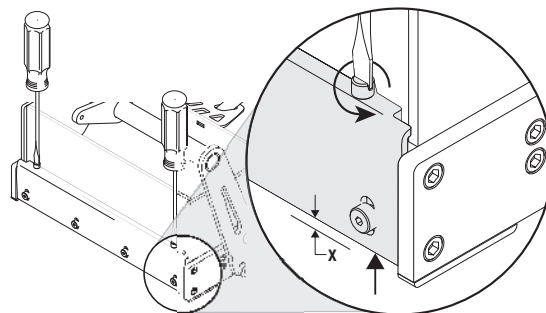
Double Lines



▶ Features



Line Thickness Adjustment



X ↑	↻ #Turns
30	0.6
60	1.2
90	1.8
120	2.4
150	3.0
mm	#Turns
0.5	0.4
1.0	0.8
1.5	1.2
2.0	1.6

BlackDie™ surface for maximum heat retention



Handle bar for easy die replacement and disassembly without tools

ThermoLazer™ Units



ThermoLazer™ 200tc



ThermoLazer 200tc



► Applications & Materials

The ThermoLazer System, brought to you by Graco is one of the most productive and easy to use thermoplastic handliners in the industry. The ThermoLazer 200tc is an ideal unit to expand your thermo fleet with a small push-behind unit for those small jobs.

► Features & Benefits

FlexDie™ System

- Delivers excellent line quality with exclusive deep-die, all steel construction and a no-tools change-out design

90 kg Material Kettle

- Easy-to-fill cylindrical kettle allows precise melting of thermoplastic material, and its no-tool change-out design lets you switch colours fast

18 kg Bead Hopper

- Perfectly matched to the material kettle with a superior flow design

Direct Heat System

- Direct flames and an on-board hand torch deliver maximum heat, resulting in maximum material flow

Tri-Wheel System

- Dual solid front and single solid rear wheels provide smooth, quiet operation

Adjustable Handle

- Handle easily adjusts to multiple heights

Adjustable Front Pointer

- Easily adjusts for all size dies for following all marks and creating straight lines

Bead Dispenser

- 30 cm dispenser with 2.5 cm increments allows you to "dial-in" the drop rate

ThermoLazer™ 300Tc



ThermoLazer 300Tc



► Applications & Materials

The ThermoLazer 300Tc with its 135 kg material kettle allows more striping and less time spent refilling with material, while its' EasyGlide™ Wheel Mount System makes this unit as easy to maneuver as a LineLazer.

► Features & Benefits

SmartDie II System

- Delivers excellent line quality with exclusive deep-die, all steel construction and a no-tools change out design

135 kg Material Kettle

- Easy-to-fill kettle with PaddleMax Dual mixer for improved mixing

18 kg Bead Hopper

- Perfectly matched to the material kettle with a superior flow design

Direct Heat System

- Direct flames and an on-board hand torch deliver maximum heat, resulting in maximum material flow

Adjustable Handle

- Handle easily adjusts to multiple heights


Adjustable Front Pointer

- Easily adjusts for all size dies for following all marks and creating straight lines

Bead Dispenser

- 30 cm dispenser with 2,5 cm increments allows you to "dial-in" the drop rate

ThermoLazer™ ProMelt



ThermoLazer ProMelt

► Applications & Materials

Only Graco's breakthrough technology allows you to melt 135 kg of thermoplastic on-board in less than an hour. It's like having a premelter on wheels without the cost. Finally a solution for melting and applying thermoplastic without the hassle and cost of premelters.

► Features & Benefits

ProMelt Technology

- 4 Chamber Melting System—More surface area to melt thermoplastic fast
- 100,000 BTUs—Faster melt time means more jobs get done everyday

SmartDie II System

- Delivers excellent line quality with exclusive deep-die, all steel construction and a no-tools change-out design

135 kg Material Kettle

- Easy-to-fill four chamber Quadmelt kettle system for improved heat transfer and mixing

18 kg Bead Hopper

- Perfectly matched to the material kettle with a superior flow design

Adjustable Handle

- Handle easily adjusts to multiple heights

Adjustable Front Pointer

- Easily adjusts for all size dies for following all marks and creating straight lines

Bead Dispenser

- 30 cm dispenser with 2,5 cm increments allows you to "dial-in" the drop rate

Specifications

UNITS

ThermoLazer 200rc



ThermoLazer 300rc



ThermoLazer ProMelt



SPECIFICATIONS			
Part Number - unit only	24U281	24H622	24H624
Fuel	LP gas (LP tank not included)	LP gas (LP tank not included)	LP gas (LP tank not included)
Die Heater system		Tri-Flame	Tri-Flame
Main Burners	30.000 BTU	30.000 BTU	100.000 BTU
Material Capacity – kg (lb)	90 (200)	135 (300)	135 (300)
Melt Time for full capacity Thermoplastic		4-4,5 hours without premelt system	Less than 1 hour
Melt chamber	Single	Single	QuadMelt
Bead Hopper Capacity – kg (lbs)	18 (40)	40 (90)	40 (90)
Weight – kg (lbs)	118 (260)	133 (295)	157 (345)
FEATURES			
Dies available (*)	FlexDie	SmartDie II	SmartDie II
Temperature Limit Control	N/A	N/A	475° F Switch
Electronic Ignition	No	✓	✓
Torch	✓	✓	✓
LineDriver*	No	Optional	Optional
External 4-torch die heat system	Burners on FlexDie	Optional	Standard
Internal Mixing Paddles	Single mixing paddle	Dual PaddleMax System	QuadMix System
Hopper Lid System	Flat, Single Lid	Flat, Dual Lid	Raised, Single Lid
Bead Dispense System	30 cm with 2.5 cm doors	30 cm with 2.5 cm doors	30 cm with 2.5 cm doors

* See page 18 and 39 for more information on LineDriver.

ThermoLazer™ Accessories

PART NUMBER	DESCRIPTION
24R144	BEAD DISPENSER KIT (30 cm with 2.5 cm slots)
257368	SCREEN, FILTER
24C528	KIT, DOUBLE DROP DISPENSER for ThermoLazer 300tc and ThermoLazer ProMelt
24J179	SCRAPER KIT, LONG HANDLE for cleaning ProMelt kettle
24J356	SCRAPER BLADES 5-PACK
24H619	REAR BURNER KIT 4-TORCH (ThermoLazer 300tc and ThermoLazer ProMelt only)
24H620	REAR BURNER KIT (ThermoLazer infrared version only)
245321	HITCH KIT FOR LINEDRIVER AND LINEDRIVER HD to be used on ThermoLazer 300tc and ThermoLazer ProMelt
17B190	40 CM BEAD DISPENSER (for dies larger than 30 cm)
16Y835	EXTRA KETTLE FOR THERMOLAZER 200tc (adding extra colour)



PART NUMBER	SIZE CM (IN)
THERMOLAZER 300tc + THERMOLAZER PROMELT	

SMARTDIE

SINGLE LINE SMARTDIE	PART NUMBER	SIZE CM (IN)
	17A173	5 (2)
	24H431	8 (3)
	24H426	10 (4)
	24H432	12 (5)
	24H427	15 (6)
	24H433	18 (7)
	24H428	20 (8)
	24H434	22.5 (9)
	24H429	25 (10)
	24H430	30 (12)
	17A174	40 (16)



DOUBLE LINE SMARTDIE	PART NUMBER	SIZE CM (IN)
	24H437	8-8-8 (3-3-3)
	24H435	10-8-10 (4-3-4)
	24H436	10-10-10 (4-4-4)
	24J785	10-15-10 (4-6-4)

PART NUMBER	SIZE CM (IN)
THERMOLAZER 200tc	

FLEXDIE

SINGLE LINE FLEXDIE	PART NUMBER	SIZE CM (IN)
	16Y661	5 (2)
	16Y662	8 (3)
	16Y320	10 (4)
	16Y663	12 (5)
	16Y190	15 (6)
	16Y664	18 (7)
	16Y326	20 (8)
	16Y665	22.5 (9)
	16Y332	25 (10)
	16Y207	30 (12)

DOUBLE LINE FLEXDIE	PART NUMBER	SIZE CM (IN)
	16Y338	8-8-8 (3-3-3)
	16Y352	10-8-10 (4-3-4)
	16Y363	10-10-10 (4-4-4)

▶ GRINDING APPLICATIONS





GrindLazer™

FEATURES

UNITS

GrindLazer 270
GrindLazer 390
GrindLazer 630

SPECIFICATIONS

ACCESSORIES

GrindLazer™

GrindLazer features a series of benefits that offer you the most productivity and efficiency whilst reducing fatigue and stress on the job:

► Easy Drum Removal/Installation

Avoid losing time and money to replace drums. GrindLazer is designed to offer you a 3-step drum removal/installation on the job.



1. Loosen four bolts



2. Remove bolts and door



3. Remove drum assembly

► Extreme-Duty ProStart System

Starting your unit has never been this easy. GrindLazer's Extreme-Duty ProStart System is a centrifugal clutch which allows easy starting and shutting off of cutters providing one of the safest units on the market. The clutch only engages at higher rpm allowing:

- Easy-start in cold weather
- Reducing engine stress when starting the engine
- Eliminates broken recoils
- Provides a longer belt life



► InstaCut Technology

InstaCut Technology allows the user maximum control for safely engaging the cutters both on and off the surface without having to lift their hands off the handles. A hinged design frame allows for "hands-on" engagement of the cutting deck system for up or down position.

- Provides ultimate flexibility for removal and inlay
- No-tool system
- Allows deck to "float" when on uneven surfaces
- Significant vibration reduction thanks to split-design hinged frame

► DialDown Depth Control System

Where InstaCut allows you to engage the cutters, the DialDown Depth Control System allows precise cutting depths with a simple turn of the dial to adjust to the optimum depth. Fast and easy to use and to adjust for maximum productivity.





GrindLazer™ 270 - GrindLazer™ 390



GrindLazer 270



GrindLazer 390

► Applications & Materials

The GrindLazer 270 is the perfect scarifier for removing parking lot lines while the GrindLazer 390 is the contractor choice for all-around scarifying jobs including intersection markings, construction zones and side walk smoothing. With the optional LineDriver system its productivity is unmatched and means you can get more work done every day without the fatigue from walking.

► Features & Benefits

Vibration Reduction Technology

- Pneumatic air-filled tyres, comfort grips, LineLazer-like cart design combined to eliminate vibration reducing user fatigue
- Comfort grip handle bars for precise steering
- Up to 4 times less vibration than the competition

InstaCut Technology

- Offers "hands-on" engagement of the cutting deck system for up or down position
- Provides ultimate flexibility for removal
- No-tool system
- Allows deck to "float" when on uneven surfaces

DialDown Depth Control System

- "Forward Cut" precise cutting depth with multiple position depth control
- Simple and easy to "dial-down" to optimum depth

Fat Track Front Swivel Wheel

- Proven front caster wheel system makes turning fast and easy
- Manoeuvre curves better
- No need to "muscle" it while moving

EasyGlide Wheel Mount System

- Front mounted caster along with dual rear pneumatic air-filled tyres makes handling safe and as easy to manoeuvre as a LineLazer
- Pneumatic air-filled tyres helps eliminate vibration

Extreme-Duty ProStart System

- Centrifugal clutch allows easy starting and shut-off of cutters providing one of the safest units on the market today
- Easy to start in cold weather
- Eliminates broken recoils
- Provides longer belt life

TriBelt™ Drive System

- 3-cog belt design optimizes power transfer and maximum load handling
- Eliminates costly downtime

GrindLazer™ 630



GrindLazer 630



► Applications & Materials

The GrindLazer 630 is the high production choice when it comes to the most demanding scarifier jobs. With its “Up-Cut” cutting direction, not only you are able to remove all types of lines found on parking lots or road, but now have the power to do inlay/grooving jobs. Combined with the LineDriver, you’ll finish jobs faster and more accurately than ever before!

► Features & Benefits

Vibration Reduction Technology

- Pneumatic air-filled tyres, comfort grips, LineLazer-like cart design combined to eliminate vibration reducing user fatigue
- Comfort grip handle bars for precise steering
- Up to 4 times less vibration than the competition

Extreme-Duty ProStart System

- Centrifugal clutch allows easy starting and shut-off of cutters providing one of the safest units on the market today
- Easy to start in cold weather
- Eliminates broken recoils
- Provides longer belt life

InstaCut Technology

- Offers “hands-on” engagement of the cutting deck system for up or down position
- Provides ultimate flexibility for removal and inlay
- No-tool system
- Allows deck to “float” when on uneven surfaces

LineDriver Required

GrindLazer 630 with Reverse/“Up-Cut” cutting direction requires the use of a LineDriver Propel System.

The GrindLazer 630 unit cannot operate without a LineDriver due to the ProStart safety switch interlock system.



Specifications

UNITS

GrindLazer 270



GrindLazer 390





GrindLazer 630








SPECIFICATIONS			
Part Number Unit only (*)	571002	571003	571260
Unit with X" 8 pt Flail Carbide Cutters, Complete Assembly	571018 (8")	571013 (10")	571262 (10")
Unit with X" 6 pt Miller Carbide Cutters, Complete Assembly	571021 (8")	571022 (10")	571265 (10")
Unit with 10" 5 pt Diamond Blades, Complete Assembly	-	-	571266
Unit with 5" 5 pt Diamond Blades, Complete Assembly	-	-	571267
Motor Engine – cc (HP)	Honda® 270 cm ³ (9)	Honda® 390 cm ³ (13)	Vanguard 630 cm ³ (21)
Removal rate (walk) – m ² /hr (sq ft/hr)	55 (600)	75 (800)	-
Removal rate (ride - LineDriver) – m ² /hr (sq ft/hr)	120 (1300)	160 (1700)	195 (2100)
Max. Cut Width – cm (in)	20 (8)	25 (10)	25 (10)
Weight – kg (lb)	135 (300)	140 (310)	154 (340)
FEATURES			
ProStart™ System	Extreme Duty Clutch	Extreme Duty Clutch	Extreme Duty Clutch
Air Cleaner	Cyclone	Cyclone	Heavy Duty Cyclone
Cut Direction	Forward	Forward	Reverse / "Up-Cut"
LineDriver*	Optional	Optional	Required (ProStart Safety Switch Interlock System)

* See page 18 and 39 for more information on LineDriver.


GrindLazer™ Accessories

	PART NUMBER	DESCRIPTION
TYRES		
	114549	FRONT PNEUMATIC AIR FILLED TYRE
	111020	REAR PNEUMATIC AIR FILLED TYRE
LINE POINTER		
	24D984	LINE POINTER SYSTEM 25 inch retractable steel pointer for keeping straight while guiding the GrindLazer.
GRINDLAZER KITS		
	245321	HITCH KIT (for GrindLazer 270 and 390 units only) Used to hook up the LineDriver unit.
	24E290	DRIVE SHAFT BEARING KIT Bearing, bearing housing, hex shaft and fasteners
	24E291	DOOR SIDE BEARING KIT Bearing, bearing housing and fasteners
	24D584	GRINDLAZER BRUSH KIT Brushes and fasteners for complete unit.
	24E294	FRONT WHEEL SWIVEL CASTER CABLE KIT
	16A717	INSTACUT ENGAGEMENT CABLE KIT
	24E296	THROTTLE CONTROL CABLE KIT

GrindLazer™ Accessories

	PART NUMBER	DESCRIPTION	CUT WIDTH	CUTTERS	SPACERS	RODS	END PLATES
STEEL							
12-POINT BEAM: STEEL CUTTER							
APPLICATION: All purpose removal of paint, and coatings from floors. Also used for grease, dirt and ice build up.							
	24P818	Replacement 12 pt Beam, Steel Cutters (25 pack)		25	-	-	-
	24P714	Completely assembled drum for smooth finishes	6 in / 15.25 cm	126	222	6	2
	24P715	Completely assembled drum for smooth finishes	8 in / 20.5 cm	174	156	6	2
	24P716	Completely assembled drum for smooth finishes	10 in / 25.5 cm	204	114	6	2
<i>See Repair manual for additional Cutter Stacking Recommendations.</i>							
FLAIL							
8-POINT FLAIL: TUNGSTEN CARBIDE CUTTER							
APPLICATION: All purpose removal of paint, epoxy, and thermoplastic markings, bump-smoothing and anti-slip grooving.							
	24D612	Replacement 8pt Flail, Tungsten Carbide Cutters (20 pack)	-	20	-	-	-
	24D182	Completely assembled drum for general purpose	6 in / 15.25 cm	84	234	6	2
	24D180	Completely assembled drum for general purpose	8 in / 20.5 cm	114	186	6	2
	24B957	Completely assembled drum for general purpose	10 in / 25.5 cm	138	150	6	2
	24E854	Completely assembled drum for Fine Finish	6 in / 15.25 cm	108	198	6	2
	24E855	Completely assembled drum for Fine Finish	8 in / 20.5 cm	144	138	6	2
24E856	Completely assembled drum for Fine Finish	10 in / 25.5 cm	174	90	6	2	
<i>See Repair manual for additional Cutter Stacking Recommendations.</i>							
FULLCUT							
8-POINT FULLCUT: TUNGSTEN CARBIDE CUTTER							
APPLICATION: All purpose removal of paint, epoxy, thermoplastic markings, bump-smoothing, anti-slip grooving, and inlay applications for a smooth finish.							
	24F213	Replacement 8pt FullCut, Tungsten Carbide Cutters (20 pack)	-	20	-	-	-
	24F184	Completely assembled drum for Ultra Fine Finish	6 in / 15.25 cm	84	258	6	2
	24F185	Completely assembled drum for Ultra Fine Finish	8 in / 20.5 cm	108	210	6	2
	24F186	Completely assembled drum for Ultra Fine Finish	10 in / 25.5 cm	138	162	6	2
<i>See Repair manual for additional Cutter Stacking Recommendations.</i>							
MILLER							
6-POINT MILLER: TUNGSTEN CARBIDE CUTTER							
APPLICATION: Specifically used for thermoplastic, tape removal and built-up paint.							
	24D613	Replacement 6pt Miller, Tungsten Carbide Cutters (6 pack)	-	6	-	-	-
	24E214	Completely assembled drum with cutters	6 in / 15.25 cm	30	204	6	2
	24D585	Completely assembled drum with cutters	8 in / 20.5 cm	42	132	6	2
	24D183	Completely assembled drum with cutters	10 in / 25.5 cm	54	66	6	2
<i>See Repair manual for additional Cutter Stacking Recommendations.</i>							
DIAMOND BLADES							
APPLICATION: Specifically used to inlay and groove concrete and asphalt pavement.							
	24E289	Replacement Diamond Blade	1/4 in / 6.35 cm	1	-	-	-
	24B965	Completely assembled drum for pavement grooving/inlay	5 in / 12.75 cm	30	204	21	2
	24D583	Completely assembled drum for pavement grooving/inlay	10 in / 25.5 cm	42	132	2	2
<i>See Repair manual for additional Cutter Stacking Recommendations.</i>							
DRUM COMPONENTS BLADE							
APPLICATION:							
	24D610	Completely assembled Drum without cutters and spacers	For use with all Tungsten Carbide Cutters				
	24D979	Replacement Drum Rods	For use with all Tungsten Carbide Cutters (6 pack)				
	24D980	Replacement Drum End plates	For use with all Tungsten Carbide Cutters (2 pack)				
	24D981	Replacement Steel Spacers	For use with all Tungsten Carbide Cutters (20 pack)				
	16A259	Threaded End Cap	For use with all Diamond Blade Cutters				
	16A257	1/4 in Spacer	For use with all Diamond Blade Cutters				
	16A258	1/8 in Spacer	For use with all Diamond Blade Cutters				
	123252	Square Key	For use with all Diamond Blade Cutters				
	24D982	Assembled Diamond Blade Drum without blades and spacers	For use with all Diamond Blade Cutters				

GrindLazer™ Accessories



▶ PARTS





OEM PARTS

TIPS & NOZZLES

HOSES

SWIVELS, ADAPTERS & NIPPLES

REPAIR PARTS

OEM Pumps and Guns



OEM Pumps and Guns

PUMPS



PART NUMBER	DESCRIPTION	BEAD TANK (KG)	FLOW (LPM)	MAX. PRESSURE (BAR)
25M701	ROADPAK 1-PUMP MODULE	205	18.9	200
25M702	ROADPAK 1-PUMP MODULE, OEM	- NO BEAD TANK	18.9	200
25M703	ROADPAK 2-PUMP MODULE	205	18.9	200
25M704	ROADPAK 2-PUMP MODULE	615	18.9	200
25M705	ROADPAK 2-PUMP MODULE, OEM	- NO BEAD TANK	18.9	200
25M706	ROADPAK HD 2-PUMP MODULE	615	37.8	200
25M707	ROADPAK HD 2-PUMP MODULE, OEM	- NO BEAD TANK	37.8	200
24G767	RPS 2900 OEM KIT		18.9	275
24U325	GH2570 OEM KIT		26.5	172
24J345	LL 130hs PUMP KIT		4.9	227
24B932	LL 200hs PUMP KIT		8.14	250
16T532	LL 250 PUMP KIT		9.5	227
24W299	GH 300 PUMP KIT		11.3	227
24W298	GH 200 PUMP KIT		8.1	227
238349	VISCOUNT PUMP, ROADLAZER		9.5	138



GUNS



238377	AUTOMATIC PAINT GUN			
24G980	AUTOMATIC PAINT GUN DOUBLE ACTING			
238338	AUTOMATIC BEAD GUN			
24G979	AUTOMATIC BEAD GUN DOUBLE ACTING			
248157	FLEXPLUS STRIPING GUN, RAC V GUARD, LL5319 TIP			
235460	SILVER GUN, 2-FINGER, FLAT TIP GUARD, NO TIP			

LL5 Spray Tips: Creating Laser-Sharp Lines

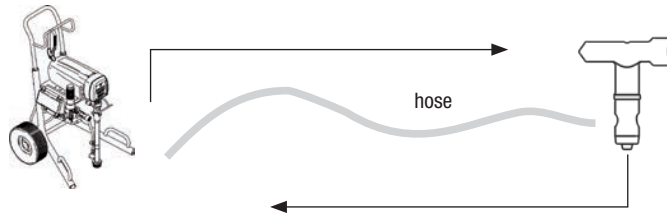
► Graco's LineLazer RAC V SwitchTips

Specially designed for Line Striping Equipment, Graco's LL5 spray tips create clean and laser-sharp lines with no fuzzy edges. LL5 tips spray heavy waterbase to thin alkyd traffic paint and ensures consistent paint thickness, from edge to edge, less overspray and long-lasting lines.

Understanding Tips

The pump delivers:

- Paint flow
- Paint pressure



The tip defines:

- Spray angle
- Spray volume

The tip size tells the pump how hard it must work.

The Secret behind the Numbers

(All tip specifications are measured 30 cm away from the surface)



The first digit describes the angle, i.e. 6 = 60°.

Multiply first digit by 5 to get the actual fan width when spraying 30 cm away from the wall, i.e. $5 \times 6 = 25$ cm.

The 2nd and 3rd digits describe the orifice size, i.e. 21 = 0.021".

Adjusting to the Right Tip

Basic rule: when switching tips, adjust to the new fan width and new orifice size. Together. e.g.: 517 -> 619

PROBLEM	SOLUTIONS
<p>Too much paint?</p> <p>0.017" = 1.17 lpm</p>	<p>1. Reduce orifice size</p> <p>513</p> <p>0.013" = 0.7 lpm</p> <p>2. Increase fan angle</p> <p>717</p>
<p>Not enough paint?</p> <p>0.017" = 1.17 lpm</p>	<p>1. Increase orifice size</p> <p>521</p> <p>0.021" = 1.8 lpm</p> <p>2. Decrease fan angle</p> <p>317</p>

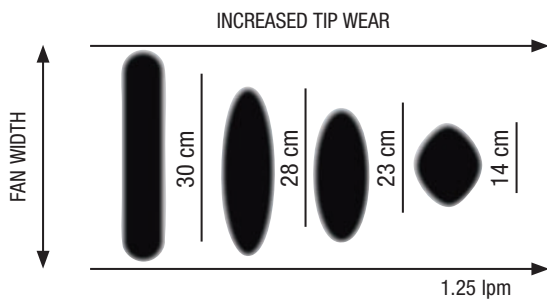
LL5 Spray Tips

When to replace a Tip?

A spray tip controls the amount of fluid sprayed by using different orifice sizes. The shape of the orifice on the other hand, determines the spray pattern. The chart below explains the impact of tip wear on the quality of your job.

WHAT IS TIP WEAR?

- 1) **FAN WIDTH DECREASES** = MORE PASSES NECESSARY = MORE LABOUR
- +
- 2) **ORIFICE SIZE INCREASES** = MORE PAINT COMES OUT = MORE MATERIAL COST
-
- TOTAL: TWICE THE LABOUR! + 30% MORE PAINT FOR THE SAME SURFACE!**



TIP WEAR CHART:

FAN WIDTH - NEW TIP	FAN WIDTH - WHEN WORN
5 cm	4 cm
10 cm	8 cm
15 cm	12 cm
20 cm	15 cm
25 cm	20 cm
30 cm	25 cm
35 cm	30 cm
40 cm	35 cm
45 cm	40 cm

* These are recommendations only.

* Paint abrasion and pressure are the two variables increasing wear speed.

Spray Tips

LL5XXX



ORIFICE	FLOW LPM	FAN WIDTH			
		5 cm	10 cm	15 cm	30 cm
.013	.69	213	-	-	-
.015	.91	215	315	-	-
.017	1.17	217	317	417	-
.019	1.47	219	319	419	-
.021	1.79	-	321	421	621
.023	2.15	-	323	423	623
.025	2.54	-	325	425	625
.027	2.96	-	327	427	627
.029	3.42	-	329	429	629
.031	3.90	-	331	431	631
.033	4.42	-	333	-	-
.035	4.98	-	335	435	635
.039	6.18	-	339	439	639
.043	7.51	-	343	443	643
.055	12.29	-	355	-	-

**PART
NUMBER** **DESCRIPTION**

GUARDS



243161 RAC V GUARD

Spray Tips

262XXX



		FAN WIDTH								
ORIFICE	FLOW LPM	5 cm	10 cm	15 cm	20 cm	25 cm	30 cm	35 cm	40 cm	50 cm
.007	.2	-	207	307	-	-	-	-	-	-
.009	.3	109	209	309	409	509	609	-	-	-
.011	.5	111	211	311	411	511	611	-	-	-
.013	.69	113	213	313	413	513	613	-	-	-
.015	.91	115	215	315	415	515	615	-	815	-
.017	1.17	-	217	317	417	517	617	-	817	917
.019	1.47	119	219	319	419	519	619	-	819	-
.021	1.79	121	221	321	421	521	621	721	821	-
.023	2.15	-	223	323	423	523	623	723	-	-
.025	2.54	-	225	325	425	525	625	725	-	-
.027	2.96	-	-	327	427	527	627	-	827	-
.029	3.42	-	-	-	429	529	629	729	-	-
.031	3.90	-	-	331	431	531	631	-	831	-
.033	4.42	-	-	-	433	533	633	-	833	-
.035	4.98	-	235	-	435	535	635	735	835	935
.039	5.86	-	-	-	439	-	-	-	-	-
.043	6.45	-	-	-	443	543	-	-	-	-
.045	7.5	-	-	-	-	-	645	-	-	-
.051	10.5	-	-	-	451	551	-	-	-	-
.055	12.3	-	-	-	455	555	655	-	-	-
.063	16.3	-	-	-	-	563	-	-	-	-

Spray Tips

163XXX



ORIFICE	FLOW LPM	FAN WIDTH								
		5 cm	10 cm	15 cm	20 cm	25 cm	30 cm	35 cm	40 cm	45 cm
.07	.20	107	207	307	-	-	-	-	-	-
.09	.33	109	209	309	409	509	609	-	-	-
.111	.49	111	211	311	411	511	611	711	-	-
.13	.69	113	213	313	413	513	613	713	813	-
.15	.91	115	215	315	415	515	615	715	815	915
.17	1.17	117	217	317	417	517	617	717	817	917
.19	1.47	119	219	319	419	519	619	719	819	919
.21	1.79	121	221	321	421	521	621	721	821	921
.23	2.15	-	223	323	423	523	623	723	823	923
.25	2.54	-	225	325	425	525	625	725	825	925
.27	2.96	-	227	327	427	527	627	727	827	927
.29	3.42	-	-	329	429	529	629	729	829	929
.31	3.90	-	231	331	431	531	631	731	831	931
.33	4.42	-	-	-	433	-	633	733	833	933
.35	4.98	-	235	335	435	535	635	735	835	935
.37	5.56	-	-	-	-	-	637	737	-	-
.39	6.18	-	239	339	439	539	639	-	839	939
.41	6.83	-	-	341	441	541	641	-	841	-
.43	7.51	-	-	-	443	543	643	-	-	943
.45	8.23	-	-	-	445	545	645	-	845	-
.47	8.98	-	-	-	-	547	647	-	847	-
.49	9.76	-	-	-	449	-	-	749	849	-
.51	10.67	-	-	351	451	551	651	-	-	-
.55	12.29	-	-	-	455	555	655	-	-	-
.57	13.20	-	-	357	457	557	657	757	-	-
.59	14.14	-	-	-	459	-	-	-	-	-
.61	15.12	-	-	-	461	561	661	-	861	-
.63	16.13	-	-	-	463	563	663	-	-	-
.65	17.17	-	-	-	465	565	665	-	865	-
.67	18.24	-	-	-	-	-	667	-	-	-
.71	20.48	-	-	-	471	-	671	-	871	-
.77	24.00	-	-	-	477	-	-	-	-	-

**PART
NUMBER**

DESCRIPTION

GUARDS



220251

FLAT TIP GUARD

Hoses

PART NUMBER	DESCRIPTION	FITTINGS
BLUEMAX™ II		
227 bar (3300 psi)		
82°C Temperature Rating		
238358	3/16 in x 0.9 m	1/4" NPS(f) – 1/4" NPT(m)
238959	3/16 in x 1.4 m	1/4" NPS(f) – 1/4" NPT(m)
238359	3/16 in x 1.8 m	1/4" NPS(f) – 1/4" NPT(m)
214981	3/16 in x 4.6 m	1/4" NPS(f)
214698	3/16 in x 7.5 m	1/4" NPS(f)
214697	3/16 in x 15 m	1/4" NPS(f)
223756	1/4 in x 4.6 m	1/4" NPS(f)
240793	1/4 in x 7.5 m	1/4" NPS(f)
240794	1/4 in x 15 m	1/4" NPS(f)
223771	1/4 in x 30 m	1/4" NPS(f)
240796	3/8 in x 7.5 m	3/8" NPS(f)
240797	3/8 in x 15 m	3/8" NPS(f)
241275	3/8 in x 30 m	3/8" NPS(f)
BLUEMAX II HP		
276 bar (4000 psi)		
82°C Temperature Rating		
277249	1/4 in x 0.9 m	1/4" NPS(f) – 3/8" NPT(m)
277250	1/4 in x 15 m	1/4" NPS(f)
277351	3/8 in x 0.9 m	3/8" NPS(f) – 1/2" NPT(m)
277251	3/8 in x 15 m	3/8" NPS(f)
277253	1/2 in x 15 m	1/2" NPT(f)
XTREME DUTY HIGH PRESSURE AIRLESS HOSE		
310 bar (4500 psi)		
H42503	1/4 in x 0.9 m	1/4" NPS(f)
H42506	1/4 in x 1.8 m	1/4" NPS(f)
H42510	1/4 in x 3 m	1/4" NPS(f)
H42525	1/4 in x 7.5 m	1/4" NPS(f)
H42550	1/4 in x 15 m	1/4" NPS(f)
H4251X	1/4 in x 30 m	1/4" NPS(f)
H43803	3/8 in x 0.9 m	3/8" NPS(f)
H43806	3/8 in x 1.8 m	3/8" NPS(f)
H43810	3/8 in x 3 m	3/8" NPS(f)

Swivels, Adapters & Nipples

PART NUMBER	DESCRIPTION	MAX. WORKING PRESSURE – BAR	SEAL MATERIAL	SWIVEL MATERIAL

GUN SWIVELS

M X F STRAIGHT SWIVEL UNION

244515	1/4" NPT(M) x 1/4" NPSM(F)	210	LEATHER	CS
223341	1/4" NPT(M) x 1/4" NPSM(F)	250	PTFE	CS
239663	1/4" NPT(M) x 1/4" NPSM(F)	250	LEATHER	CS
207947	1/2" NPT(M) x 1/2" NPT(F)	410		CS ZINK PLATED

SWIVEL UNIONS

M X F STRAIGHT SWIVEL UNION

156823	1/4" NPT(M) x 1/4" NPT(F)	690		CS
157705	1/4" NPT(M) x 3/8" NPSM(F)	515		CS
190451	1/2" NPT(M) x 1/2" NPSM(F)	206		CS

F X F STRAIGHT SWIVEL UNION

159153	1/4" NPT(F) x 3/8" NPT(F)	515		CS
156173	3/8" NPSM(F) x 1/4" NPT(F)	510		CS
161077	1/2" NPT(F) x 3/8" NPSM(F)	240		CS
155865	1/2" NPSM(F) x 1/2" NPT(F)	500		CS

HEX NIPPLE

M X M STRAIGHT NIPPLE

162453	1/4" NPSM(F) x 1/4" NPT NPSM	515		CS
156971	1/4" NPT x 1/4" NPT	515		CS
156849	3/8" NPT x 3/8" NPT	500		CS
196178	3/8" NPSM x 3/8" NPT	350		CS WITH E-NICKEL
157350	3/8" NPT x 1/4" NPT	413		CS
158491	1/2" NPT x 1/2" NPT	510		CS

Swivels, Adapters & Nipples

PART NUMBER	DESCRIPTION	MAX. WORKING PRESSURE – BAR	SEAL MATERIAL	SWIVEL MATERIAL
REDUCING NIPPLES				
M X M				
191872	1/8" NPT x 1/4" NPSM	345		CS
165274	1/4" NPT x 11/16" - 27 UNS	345		CS
164856	3/8" NPT x 1/4" NPT	550		SS
164672	3/8" NPT x 1/4" NPSM	413		CS
196177	3/8" NPT x 1/4" NPSM	415		CS WITH E-NICKEL
161800	3/4" NPT x 3/8" NPSM	275		CS
196142	3/4" NPT x 1/2" NPT	345		CS
158979	1/2" NPT x 3/8" NPT	375		CS WITH E-NICKEL
159239	1/2" NPT x 3/8" NPT	510		CS

ADAPTERS

M X F				
244825	1/4" NPT, 7/8" - 14 UNP	230		CS
104969	1/2" NPT x 3/4" NPT	275		CS
181085	7/8" NPT - 14 UNF, 11/16" NPT - 16 UNEF metric gun to Graco guard	345		CS
181084	7/8" - 14 UNF, 3/4" NPT	345		CS
164120	11/16" - 16 UNEF, 3/4" NPT 7/8" - 14 UNF-2B Graco gun to metric guard	345		CS
159841	1/4" NPT(F) x 3/8" NPT(M)	345		CS

PIPE TEES

F X F X M				
106228	2 X 1/4" NPT(F) x 1/4" NPT(M)	210		BRASS
108673	2 X 3/8" NPT(F) x 3/8" NPT(M)	275		SS
111337	2 X 3/4" NPT(F) x 3/4" NPT(M)	275		CS

BALL VALVES

239280	1/4" NPT(MBE)	350		FLUOELASTOMER
238694	3/8" NPT(MBE)	350		PTFE / SS
223522	1/4" NPT(M) x DRILLED PLUG	350		FLUOELASTOMER
224441	3/8" NPT(M) x DRILLED PLUG	350		FLUOELASTOMER
238967	3/8" NPT(M) (MBE)	350		PTFE WITH PEEK SEAT

Repair Parts

LINELAZER - ROADPAK	QUICK REFERENCE								
	LINELAZER ES 1000	LINELAZER 3400	LINELAZER V 3900	LINELAZER V 5900	LINELAZER 130HS	LINELAZER V 200HS	LINELAZER V 250SPS/DC	LINELAZER V 250mma 98:2	ROADPAK
LOWER PUMP KIT	24Z731	246428	277069	277070	24B748	277068	277068	277068	287834
PACKING REPAIR KIT	244194	244194	248212	248213	288471	246341	246341	246341	287835
CARBIDE SEAT KIT	246429	246429	239922	244199	244199	240918	240918	240918	287838
PUMP ROD	24W617	249125	248206	248207	288479	249000	249000	249000	287832
PUMP SLEEVE	24W619	243176	248209	248210	248210	240921	240921	240921	287833
FILTER REPAIR KIT	-	287685	288100	288100	24B749	288100	24N517	24N517	-
CLUTCH REPAIR KIT	-	241109	241109	241113	-	-	-	-	-
PINION HOUSING KIT	-	287376	287463	287465	-	-	-	-	-
DRIVE HOUSING KIT	-	-	287467	287469	-	-	-	-	-
DISTANCE SENSOR KIT	-	-	15K357	15K357	-	15K357	15K357	15K357	-
HYDRAULIC TRIP ROD/PISTON/ CAP REPAIR KIT	-	-	-	-	288735	288754	288754	288754	-
HYDRAULIC MOTOR REPAIR KIT	-	-	-	-	288758	248021	248021	248021	-
HYDRAULIC MOTOR SEAL REPAIR KIT	-	-	-	-	246174	246174	246174	246174	287870
HYDRAULIC PUMP KIT	-	-	-	-	288733	287179	16X083	16X083	24J517
MIX MANIFOLD COMPLETE	-	-	-	-	-	-	-	17H095	-
BPO SLAVE PUMP COMPLETE	-	-	-	-	-	-	-	17H093	-
BPO SLAVE PUMP BEARING & WIPER KIT	-	-	-	-	-	-	-	16P185	-
BPO SLAVE PUMP FOOT VALVE REPAIR KIT	-	-	-	-	-	-	-	16N961	-
BPO SLAVE PUMP THROAT SEAL REPAIR KIT	-	-	-	-	-	-	-	16N963	-
BPO SLAVE PUMP PISTON REPAIR KIT	-	-	-	-	-	-	-	16N964	-

Repair Parts

LINEDRIVER/GRINDLAZER

QUICK REFERENCE

	LINEDRIVER 160	LINEDRIVER 200HD	GRINDLAZER 270	GRINDLAZER 390	GRINDLAZER 630
CLUTCH REPAIR KIT	-	247631	24H324	24H324	24H323
HYDRAULIC PUMP KIT	247930	-	-	-	-

THERMOLAZER


QUICK REFERENCE

	THERMOLAZER 200tc	THERMOLAZER 300tc	THERMOLAZER ProMelt
TEMPERATURE CONTROL KIT	17B232	24C397	24J569
PILOT REPAIR KIT	24J574	24J575	24J574
THERMOPILE REPAIR KIT	122944	122944	122944
GAS VALVE REPAIR KIT	17B233	16F638	16F638
IGNITER REPAIR KIT	-	123085	123085
ELECTRODE REPAIR KIT	127255	127255	127255
COMPLETE PILOT/THERMOPILE REPAIR KIT	-	-	24T749

QUICK REFERENCE

	Flex Gun 248157	Single Acting Spray Gun 238377	Double Acting Spray Gun 24G980	Single Acting Bead Gun 238338	Double Acting Bead Gun 24G979
GUN NEEDLE REPAIR KIT	235474	238399	238399	238340	238340

▶ WARRANTY





Warranty

5 YEARS	2 YEARS	1 YEAR
---------	---------	--------

UNITS

CART	CONTROL BOX & COMPONENTS	FLUID SECTION
DRIVE SYSTEM	ELECTRIC COMPONENTS	HYDRAULIC GROUP
HYDRAULIC MOTOR HARD PARTS	CLUTCH	GAS GROUP
	PUMP LOWER HARD PARTS	

ACCESSORIES

		GUN BODIES & ATTACHMENTS
--	--	--------------------------

WEAR ITEMS

		Graco does not cover wear items: tips, filters, sleeves, rods, packings, repair kits, seats, balls, brushes, dies, ...
--	--	--

OTHER WARRANTIES

		Components not manufactured by Graco are covered by their own warranties: gasoline engines, hoses and batteries. All Graco products are covered by a one year warranty period against manufacturing defects. Consult our "Blue Book" (Form No. B0170) for complete detailed information on Graco's policies (warranty, freight, returns, etc.).
--	--	---



ABOUT GRACO

Founded in 1926, Graco is a world leader in fluid handling systems and components. Graco products move, measure, control, dispense and apply a wide range of fluids and viscous materials used in vehicle lubrication, commercial and industrial settings.

The company's success is based on its unwavering commitment to technical excellence, world-class manufacturing and unparalleled customer service. Working closely with qualified distributors, Graco offers systems, products and technology that set the quality standard in a wide range of fluid handling solutions. Graco provides equipment for spray finishing, protective coating, paint circulation, lubrication, and dispensing sealants and adhesives, along with power application equipment for the contractor industry. Graco's ongoing investment in fluid management and control will continue to provide innovative solutions to a diverse global market.

GRACO LOCATIONS

MAILING ADDRESS

P.O. Box 1441
Minneapolis, MN 55440-1441
Tel: 612-623-6000
Fax: 612-623-6777

AMERICAS

MINNESOTA

Worldwide Headquarters
Graco Inc.
88-11th Avenue N.E.
Minneapolis, MN 55413

EUROPE

BELGIUM

European Headquarters
Graco Distribution BVBA
Industrieterrein-Oude Bunders
Slakweidestraat 31
3630 Maasmechelen
Belgium
Tel: 32 89 770 700
Fax: 32 89 770 777

ASIA PACIFIC

AUSTRALIA

Graco Australia Pty Ltd.
Suite 17, 2 Enterprise Drive
Bundoora, Victoria 3083
Australia
Tel: 61 3 9468 8500
Fax: 61 3 9468 8599

CHINA

Graco Hong Kong Ltd.
Shanghai Representative Office
Building 7
1029 Zhongshan Road South
Huangpu District
Shanghai 200011
The People's Republic of China
Tel: 86 21 649 50088
Fax: 86 21 649 50077

INDIA

Graco Hong Kong Ltd.
India Liaison Office
Room 432, Augusta Point
Regus Business Centre 53
Golf Course Road
Gurgaon, Haryana
India 122001
Tel: 91 124 435 4208
Fax: 91 124 435 4001

JAPAN

Graco K.K.
1-27-12 Hayabuchi
Tsuzuki-ku
Yokohama City, Japan 2240025
Tel: 81 45 593 7300
Fax: 81 45 593 7301

KOREA

Graco Korea Inc.
38, Samsung 1-ro 1-gil
Hwaseong-si, Gyeonggi-do,
18449
Republic of Korea
Tel: 82 31 8015 0961
Fax: 82 31 613 9801

All written and visual data contained in this document are based on the latest product information available at the time of publication. Graco reserves the right to make changes at any time without notice.

Graco is certified ISO 9001.



Europe
+32 89 770 700
FAX +32 89 770 777
WWW.GRACO.COM